

March 2017

A Report on the Implementation Process of the Community- based Injury Survey with Burn Module: Pilot Field Testing



HERD International

Uden Maharjan, Sangeeta Khimbanjar, Subash Gajurel,
and Sushil Chandra Baral

Contents

1. Introduction.....	1
2. Scope of Process Report	1
3. Questionnaire Translation and Programming	1
4. Ethical Approval.....	2
5. Field Researcher Recruitment.....	2
6. Training of the Field Researchers	2
7. Summary of field test logistics.....	3
8. Field Implementation.....	3
8.1 Data Collection	3
8.2 Monitoring and Supervision Visits	4
9. Field Experience Sharing Meeting	4
10. Data Quality assurance procedures.....	4
10.1 Device for Data Collection	4
10.2 Designing Study Tool	4
10.3 Data Collection Phase.....	4
10.4 Monitoring	5
10.5 Real time monitoring.....	5
10.6 Desk monitoring.....	5
10.7 Post data collection	5
11. Data Quality control	5
11.1 Missing data	5
11.2 Completeness	6
11.3 Consistency	6
11.4 Outlier.....	6
11.5 Tabulation	6
12. Appendices	7
A. Survey Questionnaire (Nepali Version)	7
B. Survey Questionnaire (English Version)	11
C. List of Logistics	9
D. List of Field Researchers with Assigned District	10
E. Field Manual.....	11
F. Flip Chart on Burn and Injury.....	2

1. Introduction

HERD International based in Kathmandu, Nepal implemented this household in 2016 in two districts of Nepal (Nuwakot and Rasuwa) with an objective to pilot test the community-based injury survey with burn module in Nepal. The United Nations Foundations and its Global Alliance for Clean Cookstoves (GACC) initiative provided financial support, whereas Dr Hilary Wallce from the University of Western Australia provided technical support.

This pilot survey collected data about the rate of burn injuries in the community (mortality and morbidity), household hazards and risk factors for burn injury, health-seeking behaviour, treatment of burn injury and the impact of burn injury. This survey is will provide guidance for future large-scale surveys (operational practicality, performance of questions). The analysis of the pilot data will provide some estimates of injury rates.

2. Scope of Process Report

This process report highlights about various processes involved for the implementation of the Community-based Injury Survey with Burn Module. The report is organised in informing following processes of this survey implementation:

- Questionnaire translation and Programming
- Ethical Approval
- Field Researcher Recruitment
- Training of the Field Researchers
- Summary of the Survey Logistics
- Field implementation
- Field Experience Sharing Meeting
- Data Quality Assurance
- Data Quality Control
- Appendices

3. Questionnaire Translation and Programming

The Household Questionnaire was provided by Dr Hilary Wallace was translated into Nepali. The Nepali version of the questionnaire was then back translated into English, and then was programmed in Open Data Kit (ODK) which is a programming language. A database of the questionnaire was developed in ODK which uses a Microsoft Excel template and an electronic questionnaire was created using the ODK syntax which also controlled the skip patterns making the questionnaire more user friendly.

Once the tool was programmed, it was uploaded into the HERD's central server and any inconsistencies were checked and edited. The final tool once verified was again uploaded into the server and made accessible for downloading into the android tablets.

4. Ethical Approval

Ethical clearance proposal was submitted to the Nepal Health Research Council (NHRC) on 6 June 2016 and the approval was obtained from the Council on 28 July 2016.

5. Field Researcher Recruitment

HERD International has a practice of maintaining database of the field researchers. The availability of the field researchers was checked by making telephone calls from the HERD HR section. The field researchers were briefed about Burn and Injury survey, and the tentative date of field work. This gave them time to confirm their availability. Altogether, 28 field researchers with educational background of public health and social sciences were called for the interview.

The interviews took place on 14 November 2016 at HERD. Two senior researchers at HERD interviewed all the candidates. A checklist was used to assess their knowledge, skills and previous experience in working in research, and flexibility to work in remote areas of Nepal. Based on the overall impression from the interviews, 21 field researchers were selected – eight males and thirteen females. One of the field researchers was selected as an alternative (as a back-up) just in case someone drops out. The selected field researchers were informed about the dates and venue of the training through telephone calls.

6. Training of the Field Researchers

A four-day training was organised for the field researchers on 21, 22, 23 and 25 November 2016 at SAP Falcha, Kathmandu, Nepal from 8:30 AM to 5:30 PM. The training acquainted the field researchers on various topics as follows:

- Concepts surrounding 'injury' and 'burn injury'
- Significance of injuries in Nepal
- Case definition and differentiation between 'cause' and 'type' of injury
- Methodology and household listing procedure
- Visual guide to injuries
- Refining of survey questions for understanding and accuracy
- Training on use of android tablets and data upload
- Field visit and mock sessions
- Professional development/organisation norms and safety procedures
- Financial and logistics management

The sessions were conducted in a very participatory approach with series of 'questioning and answering' to ensure that the concepts were understood by the field researchers. The questionnaire was discussed in detail to assure all the researchers understood their meaning and objectives. Dr Hilary Wallace provided additional inputs where needed which was translated into Nepali by Mr Uden Maharjan. This way, it ensured that the complex concepts surrounding injury and burn injury were understood by the researchers.

Session on the use of android tablets as a tool for data collection was conducted which was followed by the data saving and uploading. The HERD trainers provided guidance to the field researchers throughout the tablet session which enhanced their skill in proper use of tablet. Mock interviews were practiced among the trainees using the tablets and reflections were discussed and feedback was provided. A session on methodology and household listing and sampling procedure was also conducted.

On the third day of the training, the field researchers were taken to an earthquake affected semi-urban community in the southern part of Kathmandu for a field visit. The main objectives of the field visit were: to provide a real setting exposure to the field researchers, and to test and revise the data collection tool (Household Questionnaire). The researchers practiced household listing with the key informants of the community and conducted interviews with some of the households using the tablets. The Survey team from HERD monitored and supervised the field work. The issues encountered during the field was later discussed after arriving to the training venue, and given feedback to the team.

The HERD team further refined the questionnaire and its programming based on the errors identified from the mock sessions and field visit. On the final day of the training, 25 November, the refined tool was again practiced among the researchers through mock interviews and feedback was collected before the programming is finalised.

The training also covered sessions on norms and values of HERD, moral conducts during the field trial, and safety and team work. The researchers were also enlightened about the financial and administrative as well as reporting mechanism.

7. Summary of field test logistics

HERD Int'l provided the field researchers all the logistics required for the data collection. The required logistics was requested to the logistic department through web-based Management Information System of HERD. Then the logistic team prepared all the logistics ready to be taken to the field. The list of logistics provided to the field researchers is provided in the [Appendice C](#).

8. Field Implementation

A field implementation of this survey was conducted from 1 to 24 December 2016 in two survey districts: Nuwakot and Rasuwa. In total, 30 clusters were sampled from these districts. Nuwakot composited 26 clusters and Rasuwa composited 4 clusters. From the total sample of 1080 households, 4598 individual data were collected.

8.1 Data Collection

The researchers were divided into five teams with four members each. Four teams were mobilised to Nuwakot and one team was mobilised to Rasuwa. All five teams were assigned to particular clusters in each district. One field researchers from each teams were selected as the Team Supervisor. All the teams departed for the assigned districts on 30 November 2016, and started data collection from 1 to 24 December.

8.2 Monitoring and Supervision Visits

A team of two from HERD International made a monitoring and supervision visits to survey clusters from 4 to 8 December. The team met the field researchers team and supervised the data collection work. The monitoring team supported in the household listing procedure and coordination with the local key informants. They also provided feedback and necessary technical input to the field researchers' team.

9. Field Experience Sharing Meeting

After the completion of data completion, a field experience sharing meeting was organised at HERD on 29 December 2016. All the field research teams shared their experiences from the field. Some of the points the teams shared were:

- Geographical challenges due to the remote and mountainous regions
- Poor telephone networks hindered the timely communication to HERD team
- Difficulty in accommodation and lodging due to lack of hotels as a result of earthquake
- Challenging to meet household members due to their agricultural work
- Better rapport building with the FCHVs and key local informants
- Timely and supportive supervision and feedback from the HERD team

10. Data Quality assurance procedures

Data quality was assured in terms of its validity and reliability in different phases of the study, including the designing of the study, data collection, monitoring and analysis.

10.1 Device for Data Collection

Samsung Tablets 3 with Android 4.4 version were used as devices for electronic questionnaires. KoBo Collect was used for downloading the questionnaire, viewing, recording responses and uploading the questionnaire. The data collected in the field with the tablets were uploaded using the SIM card enabled internet data into the cloud based server where the uploaded data was stored. The syntax programmed in the ODK controlled the skip patterns.

10.2 Designing Study Tool

Translation and back translation of the questionnaire was done in order to ensure the proposed meaning of the study questions remained intact as in the original tool. The tool was pretested prior to the field researchers' training and a field trial was done during the training period. To ensure the uniformity in the understanding among the field enumerators, they were provided with field manual containing detail information about data collection procedure and questionnaire. Additionally, contact list was given to field researchers to communicate with the HERD team in order to sort out the issues they face while working in field.

10.3 Data Collection Phase

Supervisors from each team were responsible at the field level to facilitate the team members for data collection. They were responsible to check the filled questionnaire for consistency and

correctness at each team. As data was collected using the tablet, it allowed checking at data collection time itself. The tablets were password protected that prevented deletion of the files once it is used for data collection.

10.4 Monitoring

During monitoring visits, field monitors used field monitoring checklist to record the researchers' skills on making field movement plan, doing coordination, rapport building, way of asking questions, neutrality during interview, maintain coherence between two questions etc.

10.5 Real time monitoring

As the data were directly uploaded into the server, immediate feedback was also provided to the field researchers by the Data Management Officer based on the identified issues.

10.6 Desk monitoring

Bi-weekly desk monitoring was also done to clarify any technical difficulties and to ensuring if the data collection process was on track. Communication and Monitoring Desk was responsible for communicating to field teams for regular updates and field issues. Team Supervisor, had to call on every Mondays and Thursdays at 9:30 am to 3:30 pm for reporting the field updates. For any technical issues, researchers were requested to call Core Team members of Burn and Injury survey at HERD Int'l.

10.7 Post data collection

Data uploaded into the server were exported to spreadsheet for data coding. After coding, data was exported to SPSS for cleaning, validity checking and then analysed using SPSS version 20.0.

11. Data Quality control

Quality control processes during the data management phase seeks to identify all the errors which was not identified in the earlier phases. Some of the steps taken for maintaining the quality are explained below.

11.1 Missing data

Tool was designed/programming in such a way where all the question is required. Due to which we don't have any missing data in the dataset. This was possible due to the programming done in tablet in which data collector couldn't proceed to next question without entering the response in each question.

11.2 Completeness

Completeness was checked through the programming in tablet. If the question is not completed than the data collector could not send the data to the server. So, this could be easily identified by the data collector.

11.3 Consistency

The consistency of the data was checked through different command or syntax. All the skip patterns were pre-programmed in the tablets due to which the data follow the instructions which helped in making the data more consistent and complete.

11.4 Outlier

When one or more data or cases are identified extremely different from all other values then field enumerators were called through telephone and rectified accordingly. Some of the data was treated by removing outliers from the analysis and some were assign another value that is less extreme.

11.5 Tabulation

After cleaning all the data and preparing the final dataset, analysis was done.

12. Appendices

A. Survey Questionnaire (Nepali Version)

COMMUNITY – BASED INJURY SURVEY WITH BURNS



MODULE PILOT FIELD TEST 2016



सु-सूचित मञ्जूरीनामा

नमस्कार, मेरो नाम हो । म HERD International बाट आएको/की हुँ । HERD International जनस्वास्थ्य तथा सामाजिक क्षेत्रमा स्वास्थ्य तथा जनसंख्या मन्त्रालयको लागि कार्यक्रम कार्यान्वयन तथा रिसर्च गर्ने एउटा नीजि संस्था हो । हाल हामी चोटपटक तथा जलनसँग सम्बन्धित सामुदायिक सर्वेक्षणको परीक्षण गर्न गईरहेकाछौं ।

यस सर्वेक्षणको मुख्य उद्देश्य भनेको चोटपटकको समस्या कतिको ठूलो छ, चोटपटकको समस्याले तपाईंको परिवारमा कसरी असर पारेको छ, चोटपटक के कारणले हुन्छ र त्यसका लागि कस्ता प्रकारका स्वास्थ्य सेवाहरु चाहिन्छ भन्ने कुरा बुझ्नु हो । उक्त जानकारीहरु लिनका लागि हामी यस समुदायमा घरघुरी सर्वेक्षण गरिरहेकाछौं । त्यसको लागि म तपाईं तथा तपाईंको परिवारका सदस्यहरूसँग कुराकानी गर्न चाहन्छु ।

हाम्रो कुराकानी करिब ३० देखि ४० मिनेटको रहने छ । तपाईंले दिएका सम्पूर्ण जानकारीहरु गोप्य राखिनेछ, साथै उक्त जानकारीहरु पहिचान खुल्ने गरी कहीं पनि उल्लेख गरिने छैन । तपाईं यस अध्ययनमा सहभागी हुन वा नहुन पनि सक्नुहुनेछ । तपाईंलाई मैले गरेका कुनै पनि प्रश्नको जवाफ दिन मन नलागेमा नदिन पनि सक्नुहुनेछ र हामी अर्को प्रश्नमा जानेछौं अथवा तपाईंले जुनसुकै समयमा पनि हाम्रो कुराकानीलाई रोक्न सक्नुहुनेछ । तर तपाईंले यस अध्ययनमा महत्वपूर्ण जानकारीहरु दिई सहभागी भएर सहयोग गर्नु हुनेछ भन्ने आशा लिएको छु । तपाईंका जानकारीहरुले सामुदायिक सर्वेक्षणको प्रश्नावलीमा सुधार ल्याउन महत्वपूर्ण सहयोग गर्नेछ ।

तपाईं यस अध्ययनको बारेमा थप जान्न चाहनुहुन्छ भने HERD international का कार्यकारी निर्देशक डा. सुशिल चन्द्र बराल (फोन, ०१-४२३८०४५) सँग सम्पर्क गर्न सक्नुहुनेछ ।

यदि तपाईं मलाई केही प्रश्न सोध्न चाहनु हुन्छ कुनै पनि बेला सोध्न सक्नुहुन्छ ।

तपाईंको केहि जिज्ञासाहरु छन् ? छ छैन

के तपाईं यो सर्वेक्षणमा सहभागी हुन चाहनुहुन्छ ? चाहन्छु.....१ (अन्तर्वार्ता शुरु गर्ने)

चाहन्न.....२ (अन्तर्वार्ता अन्त्य गर्ने)

उत्तरदाताको सही

मिति

सर्वेक्षक अन्तर्वार्ता लिन गएको पटक

अन्तर्वार्ता मिति	<input type="checkbox"/> <input type="checkbox"/> / <input type="checkbox"/> <input type="checkbox"/> / २०१६ दिन महिना साल
अन्तर्वार्ता लिने व्यक्तिको नाम
अन्तर्वार्ता लिने व्यक्तिको हस्ताक्षर
अन्तर्वार्ता नतिजा	अन्तर्वार्ता सम्पन्न भयो..... १

अर्को पटक अन्तर्वार्ता दिन्छु भनेको..	२
अन्तर्वार्ता दिन अस्वीकार गरेको.....	३
आंशिक सम्पन्न भयो.....	४
अन्य (खुलाउनुहोस्).....	९६

खण्ड १: घरधुरी/क्लसटर पहिचान

प्र.न.	प्रश्न	उत्तरहरू	कोड	स्किप
१	जिल्लाको नाम	नुवाकोट..... रसुवा	१ २	
२	गा.वि.स/नगरपालिका		
३	वार्ड नं	<input type="text"/> <input type="text"/>		
४	घरमुलीको नाम		
५	घरमुलीको लिङ्ग	महिला पुरुष तेस्रो लिङ्ग	१ २ ३	
६	उत्तरदाताको नाम		
७	उत्तरदाताको उमेर	<input type="text"/> <input type="text"/>		
८	उत्तरदाताको लिङ्ग	महिला पुरुष तेस्रो लिङ्ग	१ २ ३	

समूह क : घरधुरी सम्बन्धि जानकारी

क.१ घरधुरी विवरण “अब म तपाईंको घरको बारेमा केही प्रश्नहरू सोध्नेछु।”

प्र.न.	प्रश्न	उत्तरहरू	कोड	स्किप
१०१	तपाईंको जात/जातिय पहिचान के हो ?	दलित पहाड..... दलित तराई पहाड जनजाती तराई जनजाती मधेशी मुस्लिम ब्राहमण/क्षेत्री अन्य (खुलाउनुहोस्)	१ २ ३ ४ ५ ६ ७ ९६	
१०२-१	तपाईंको घरमा कति जना सदस्य हुनुहुन्छ ?	आठ वा सो भन्दा बढी..... सात जना छ जना पाँच जना चार जना तीन जना एक वा दुई जना	१ २ ३ ४ ५ ६ ७	

प्र.न.	प्रश्न	उत्तरहरू	कोड	स्किप
१०२-२	गएको हप्तामा तपाईंको घरमुलीले सबैभन्दा बढी कस्तो प्रकारको काम गर्नुभएको थियो ?	काम गर्नुभएन वा कृषि क्षेत्रमा दैनिक ज्यालादारी वा ठेक्का वा करारमा काम गर्नुभयो..... गैर कृषि क्षेत्रमा दैनिक ज्यालादारी वा ठेक्का वा करारमा काम गर्नुभयो..... आफ्नै जमिनमा कृषि सम्बन्धि काम गर्नुभयो..... गैर कृषि सम्बन्धि आफ्नै काम गर्नुभयो.... लामो अवधिको लागि ज्यालादारीमा काम.. गर्ने गरेको छ (कृषि वा गैर कृषि क्षेत्रमा)	१ २ ३ ४ ५	
१०२-३	तपाईंको घरमा कतिवटा सुत्ने कोठाहरू छन् ?	छैन..... एक वटा..... दुई वटा..... तिन वा बढी.....	१ २ ३ ४	
१०२-४	तपाइको घरको बाहिरी भित्ता के ले बनाइएको हो ? (अवलोकन गर्नु होला)	बाँस/खर,काँचो इट्टा, काँठ/दुङ्गा, वा बाहिरी भित्ता नभएको..... सिमेन्टले जोडिएको इट्टा/दुङ्गा, वा सिमेन्ट ब्लक..... अन्य (खुलाउनुहोस्).....	१ २ ९६	
१०२-५	तपाइको घरको छानामा प्रयोग गरिएको मुख्य वस्तु के हो ? (अवलोकन गर्नु होला)	पराल/खर, वा दुङ्गा/माटो टायल/दुङ्गा/खपेटा काँठ/फल्याक,वा जस्तापाता..... सिमेन्टको ढलान/ सिमेन्ट अन्य (खुलाउनुहोस्).....	१ २ ३ ४ ९६	
१०२-८	तपाईंको परिवारका सदस्यसहरुले कस्तो किसिमको चर्पी(शौचालय) को प्रयोग गर्नुहुन्छ ? (अवलोकन गर्नु होला)	छैन प्लस नभएको वा सामुदायिक शौचालय... प्लस भएको शौचालय	१ २ ३	
१०२-९	तपाईंको परिवारका सदस्यसँग कतिवटा टेलिफोन सेट/कर्डलेस /मोबाइल छ ?	छैन एक दुई वा बढी	१ २ ३	
१०२-१०	तपाईंको परिवारको स्वामित्वमा आफ्नै कृषि जमिन वा अधियाँ/वटैया वा बन्धकीमा लिएको जमिन छ ? यदि छ भने कुनै सिञ्चित जमिन छ ?	छैन छ तर सिञ्चित छैन छ र केहि भाग सिञ्चित छ	१ २ ३	
१०३	भुकम्प देखि यता तपाइको परिवार कहाँ बस्दै आउनु भएको छ ?	पहिलेकै घरमा (भुकम्प अघिवसेको घर) पहिलेकै जमिनमा तर अर्को नयाँ घर वा वास्स्थान अर्को जमिनको भाडाको घरमा संस्थागत वास्स्थान नातेदार/साथीको घर अस्थायी बास/त्रिपाल अन्य (खुलाउनुहोस्)	१ २ ३ ४ ५ ६ ९६	

क.२ घरेलु उर्जा प्रयोग र त्यस सम्बन्धि पूरक जानकारी

“अब म तपाईंको घरमा खाना बनाउन तथा अन्य काममा प्रयोग हुने इन्धन र ऊर्जाको श्रोतको बारेमा केही प्रश्नहरू सोध्नेछु।”

प्र.न.	प्रश्न	उत्तरहरू/ कोडिङ्ग वर्गिकरण	कोड	स्किप
१०६	तपाईंको घरमा खाना पकाउनको लागि प्रायः कस्तो चुल्हो प्रयोग गर्नुहुन्छ ?	खुल्ला चुल्हो वा मट्टितेल चुल्हो ग्याँस स्टोभ सुधारिएको चुलो घरमा खाना नपकाउने अन्य (खुलाउनुहोस्).....	१ २ ३ ४ ९६	यदि “चुलो नभए” प्र.नं १११ मा जानुहोस्।
१०७	तपाईंको घरमा खाना पकाउनको लागि मुख्य कस्तो इन्धनको प्रयोग गर्नुहुन्छ ? (एउटा मात्र उत्तर आउने)	बिजुली सोलार एल.पी.जी.ग्याँस बायो ग्याँस मट्टितेल कोइला (काठको) पत्थरको कोइला काठ / दाउरा गुइँठा पराल/भाडी/घाँस/पात अन्य (खुलाउनुहोस्).....	०१ ०२ ०३ ०४ ०५ ०६ ०७ ०८ ०९ १० ९६	
१०७ क	तपाईंको घरमा खाना बनाउनको लागि अन्य कुनै इन्धन प्रयोग गर्नुहुन्छ ?	गर्छु..... गर्दिन.....	१ २	यदि २ आएमा प्र.नं. १०९ मा जानुहोस्
१०८	यदि गर्नुहुन्छ भने, कुन-कुन इन्धन प्रयोग गर्नु हुन्छ ? (प्रयोग गरेका अरु सबै गोलो लगाउनुहोस्)	बिजुली सोलार एल.पी.जी.ग्याँस बायो ग्याँस मट्टितेल कोइला (काठको) पत्थरको कोइला/तरम खालको कोइला..... काठ / दाउरा गुइँठा पराल/भाडी/घाँस/पात अन्य (खुलाउनुहोस्).....	१ २ ३ ४ ५ ६ ७ ८ ९ १० ९६	
१०९	सामान्यतया, खाना घरबाहिर बनाउनुहुन्छ कि घरभित्र बनाउनुहुन्छ ?	घरभित्र छुट्टै भवनमा घरबाहिर अन्य (खुलाउनुहोस्).....	१ २ ३ ९६	यदि “३”आएमा प्र.नं १११ मा जाने।
११०	तपाईंको घरमा भान्साको लागि छुट्टै कोठा छ ?	छ छैन.....	१ २	
१११	तपाईंको घरमा राति बत्तीको लागि प्रयोग गर्ने मुख्य श्रोत कुन हो ? (एउटा मात्र उत्तर मात्र छान्नुहोस्)	बत्ती छैन बिजुली सोलार जेनेरेटर सौर्य उर्जाबाट बल्ने लालटिन टर्च	१ २ ३ ४ ५ ६	

प्र.न.	प्रश्न	उत्तरहरू/कोडिङ्ग वर्गिकरण	कोड	स्किप
		ग्याँसबाट बल्ने बत्ती टुकी बत्ती दियो मैनबत्ती अन्य (खुलाउनुहोस्).....	७ ८ ९ १० १६	
११२	आवश्यकता पर्दा तपाईं नुहाउने पानी तताउनको लागि कुन उपाय अपनाउनु हुन्छ ? (एउटा उत्तर मात्र छान्नुहोस्)	पानी तताउदैनौ सोलार हिटर बिजुली हिटर ग्याँस गिजर खना पकाउन प्रयोग हुने स्तोभ अन्य (खुलाउनुहोस्).....	१ २ ३ ४ ५ १६	यदि “४” आएमा प्र.न. ११३ मा जाने र त्यो बाहेक अन्य आएमा प्र.न. ११४ मा जाने।
११३	के ग्याँस गिजर बाथरुम भित्र रहेको छ ? (अवलोकन गर्नुहोस्)	छ छैन	१ २	
११४	आवश्यकता पर्दा तपाईं घरमा तातो बनाउनको लागि मुख्य कुन उपाय अपनाउने गर्नुहुन्छ ? (एउटा उत्तर मात्र छान्नुहोस्)	तातो बनाउदैनौ बिजुली हिटर(Electric Heater)..... ग्याँस स्पेस हिटर (Gas Heater)..... मट्टितेल हिटर (Kerosene Heater) पत्थरको कोइला..... काठको कोइला..... काठ/दाउरा ब्रिकेट/काठको टुक्रा-टाक्री..... अन्य (खुलाउनुहोस्).....	१ २ ३ ४ ५ ६ ७ ८ १६	यदि “१ देखि ४” भए क.२ (स१) मा जाने।
११५	कृपया स्पेस हिटरको (कोठा/घर) तताउने विधि) बारेमा भन्नुहोस् ।			
११५-१	के यो परम्परागत/खुल्ला वा सुधारिएको (व्यवसाहिक रुपमा उत्पादित) हो ?	परम्परागत/खुल्ला सुधारिएको (व्यवसाहिक रुपमा उत्पादित) ...	१ २	
११५-२	धुँवा निस्कने ठाँउ (चिमनी) छ ?	छ..... छैन.....	१ २	
११५-३	पड्खा छ ?	छ..... छैन.....	१ २	
क.२ अतिरिक्त जानकारी				
क.२-स १	कसैलाई पोलेको अवस्थामा सबै भन्दा राम्रो प्राथमिक जलनको प्राथमिक उपचार के हो ?	(कृपया लेख्नुहोस्) थाहा छैन भन्न नचाहेका	१८ १९	

क.३ चोटपटक सम्बन्धी मृत्युको छानबिन

मानिसहरू अप्रत्यासित रूपमा, जानाजानी वा दुर्घटना स्वरूप घाइते हुन सक्छन् । उनीहरूले आफैले आफैलाई चोट पुऱ्याएका वा अरुबाट चोटपटक लागेको पनि हुनसक्छ ।

(अन्तरवार्ता लिनेलाई नोटः कृपया चोटपटक भनेको के हो ? उदाहरणसहित बुझाइदिनुहोस्-सडक दुर्घटनामा लागेको चोट, मोटरसाइकलले हानेको, लड्नु, आगोले पोल्नु, हड्डी भाँच्चिनु, खुट्टा मर्किनु, करेन्ट लाग्नु, घाउचोट लाग्नु, कुट्नु, पानीमा डुब्नु वा झण्डै डुब्नु, विष खानु, छाला रसायन वा एसिड पर्नु, आदि)

प्रश्न नं	प्रश्न	प्रतिकृया	कोड	स्किप	
११६	गत ५ वर्ष (२०६८ देखि २०७३ मंसिरसम्म) मा यस घरमा बसोबास गर्ने कुनै सदस्यको चोटपटकको कारणले मृत्यु भएको छ ?	छ छैन भन्न नचाहेको	१ २ ३	} १२३	
तपाईंको परिवारको सदस्य गुमाउनु भएकोमा म ज्यादै दुःखी छु । अबका प्रश्नहरू भने तपाईंको परिवारमा मृत्यु भएका सदस्यहरूको बारेमा छन् ।					
११७	यदि तपाईंको परिवारको कुनै सदस्यको मृत्यु भएको हो भने गत ५ वर्षमा कतिजना सदस्यहरूको मृत्यु भएको थियो ?	<input type="text"/> <input type="text"/>			
	तलका प्रश्नहरू गत ५ वर्षमा चोटपटकको कारणले मृत्यु भएका सबै सदस्यहरूको लागि सोध्नुहोस् ।	I	II	III	
११८	उक्त चोटपटक (जसको कारणले मृत्यु भएको) कसरी लागेको थियो ? ट्राफिक दुर्घटना ०१ लडेको/खसेको ०२ कुनै मान्छे वा वस्तुले प्रहार गरेको..... ०३ चक्कु वा धारिलो वस्तुले प्रहार वा काटेको गरेका ०४ गोली लागेको ०५ आगो वा तातो वस्तुले पोलेको ०६ डुबेको ०७ विष खाएको ०८ जनावरले टोकेको वा आक्रमण गरेको ०९ करेन्ट लागेको..... १० अन्य (खुलाउनुहोस्)..... १६ थाहा छैन १८ भन्न नचाहेको..... १९	<input type="text"/> <input type="text"/>	<input type="text"/> <input type="text"/>	<input type="text"/> <input type="text"/>	
११८ क	के उहाँको मृत्यु वि.सं २०७२ साल, वैशाखको भुक्तम्पमा लागेको चोटको कारण भएको हो ? हो ०१ होइन ०२ थाहा छैन १८ भन्न नचाहेको..... १९ <i>(यदि “हो” भने प्र.नं.१२० म जाने)</i>	<input type="text"/> <input type="text"/>	<input type="text"/> <input type="text"/>		
११९	उक्त चोट कसरी लागेको थियो ? दुर्घटनावश भएको ०१ कसैले जानाजानी चोट लगाईदिएको..... ०२ उनीहरू आफैले जानाजानी चोट लगाएको. ०३ थाहा छैन १८ भन्न नचाहेको..... १९	<input type="text"/>	<input type="text"/>	<input type="text"/>	

प्रश्न नं	प्रश्न	प्रतिक्रिया	कोड	स्क्रिप
१२०	के तपाईंलाई उहाँको चोट लाग्दा उँहाको पूरा उमेर कति थियो थाहा छ ? (यदि थाहा छैन भने प्र.नं.१२१ म जाने)	छ १ थाहा छैन.....१८ भन्न नचाहेका..१९	छ १ थाहा छैन.....१८ भन्न नचाहेका..१९	छ १ थाहा छैन.....१८ भन्न नचाहेका..१९
१२०क)	उक्त चोट लाग्दा उहाँको उमेर कति थियो ? (पूरा भएको उमेर वर्षमा लेख्नुहोस्; यदि ५ वर्ष वा सोभन्दा कम उमेरको भए उमेर वर्ष र महिनामा लेख्नुहोस्)	<input type="text"/> <input type="text"/> वर्ष <input type="text"/> <input type="text"/> महिना	<input type="text"/> <input type="text"/> वर्ष <input type="text"/> <input type="text"/> महिना	<input type="text"/> <input type="text"/> वर्ष <input type="text"/> <input type="text"/> महिना
१२१	उहाँको मृत्यु कहाँ भएको थियो ? चोट लागेको स्थलमा स्वास्थ्य संस्थामा (अस्पताल, क्लिनिक आदि)..... घरमा (यदि घरमा चोट लागेको होईन भने) अन्य (खुलाउनुहोस्)..... थाहा छैन..... भन्न नचाहेको.....	१ २ ३ ९६ ९८ ९९	<input type="checkbox"/> <input type="checkbox"/> <input type="checkbox"/>	<input type="checkbox"/> <input type="checkbox"/> <input type="checkbox"/>
१२२	चोट पटक लागेको कति समयपछि उहाँको मृत्यु भएको थियो ? चोट लाग्ने बित्तिकै..... चोट लागेको १ घण्टाभित्र..... चोट लागेको १ देखि ६ घण्टाभित्र..... चोट लागेको ६ घण्टाभन्दा बढी तर १२ घण्टाभन्दा कम..... चोट लागेको १२ देखि २४ घण्टाभित्र..... चोट लागेको १ दिनभन्दा बढी तर १ हप्ताभन्दा कम..... चोट लागेको १ हप्ताभन्दा बढी..... अन्य (खुलाउनुहोस्)..... थाहा छैन..... भन्न नचाहेको.....	०१ ०२ ०३ ०४ ०५ ०६ ०७ १६ १८ १९	<input type="checkbox"/> <input type="checkbox"/> <input type="checkbox"/> <input type="checkbox"/> <input type="checkbox"/> <input type="checkbox"/>	<input type="checkbox"/> <input type="checkbox"/> <input type="checkbox"/> <input type="checkbox"/> <input type="checkbox"/> <input type="checkbox"/>

क.४ घरधूरी सुची र चोटपटक छानबिन

अबका प्रश्नहरु तपाईंको घरमा चोटपटक लागेका सदस्यहरुका लागि हो ।

प्रश्न नं	प्रश्न	प्रतिक्रिया	कोड	स्किप
१२३ ग	तपाईंको घरमा हिजो राति कतिजना सदस्यहरु बास बस्नु भएको थियो ?	<input type="text"/> <input type="text"/>		

कृपया घरमूलीको सहयोग लिएर घरधूरीमा भएका हाल यहीं बसोबास गर्ने सम्पूर्ण सदस्यको (अघिल्लो रात त्यस घरमा बिताएको) विवरण तलको तालिकामा लिनुहोस् र २०७२ बैशाखको भुकम्प र पछि उक्त सदस्यलाई कति पटक चोटपटक लागेको थियो भनेर लेख्नुहोस् ।

(नोट: यदि त्यस घरमा हिजोको रात पाहुना वा अन्य नातेदार बसेको भए त्यस सदस्य ६ महिनादेखि बस्दै आएको र एउटै भान्सा प्रयोग गरेको हुनुपर्ने र यदि त्यसै घरको स्थायी सदस्य गत ६ महिनादेखि घरमा नबसेको तर अन्तर्वार्ताको अघिल्लो रात त्यस घरमा बास बसेको भए उक्त सदस्यलाई पनि हाम्रो अध्ययनमा समावेश गराउने।)

(अन्तर्वार्ता लिनेलाई नोट: आवश्यक परेमा कृपया चोटपटक भनेको के हो ? उदाहरणसहित बुझाइदिनुहोस्-सडक दुर्घटनामा लागेको चोट, मोटरसाइकलले हानेको, लड्नु, आगोले पोल्नु, हड्डी भाँच्चिनु, खुट्टा मर्किनु, करेन्ट लाग्नु, घाउचोट लाग्नु, कुट्नु, पानीमा डुब्नु वा झुन्डै डुब्नु, विष खानु, छाला रसायन वा एसिड पर्नु, आदि)

१२३ ग -

क्र.सं.	नम	घरमूलीसँगको नाता	पूरा उमेर (वर्षमा) यदि उमेर ५ वर्षभन्दा कम भएमा वर्ष र महिनामा लेख्नुहोस्	लिङ्ग १: पुरुष २: महिला ३: तेस्रो लिङ्ग	उक्त सदस्यलाई वैशाख १२ गतेको भूकम्पमा र त्यसपछि चोटपटक लागेको थियो ? (उपचार गर्नुपर्ने गरी वा एक वा बढी दिनको लागि 'सामान्य' गतिविधि परिवर्तन गर्नुपर्ने गरी गम्भिर घाइते भएको)
	१२३ ग-१	१२३ ग-२	१२३ ग-३	१२३ ग-४	१२३ ग-५
१		<input type="checkbox"/> <input type="checkbox"/>	<input type="checkbox"/> <input type="checkbox"/> / <input type="checkbox"/> <input type="checkbox"/>	<input type="checkbox"/>	<input type="checkbox"/>
२		<input type="checkbox"/> <input type="checkbox"/>	<input type="checkbox"/> <input type="checkbox"/> / <input type="checkbox"/> <input type="checkbox"/>	<input type="checkbox"/>	<input type="checkbox"/>
३		<input type="checkbox"/> <input type="checkbox"/>	<input type="checkbox"/> <input type="checkbox"/> / <input type="checkbox"/> <input type="checkbox"/>	<input type="checkbox"/>	<input type="checkbox"/>
४		<input type="checkbox"/> <input type="checkbox"/>	<input type="checkbox"/> <input type="checkbox"/> / <input type="checkbox"/> <input type="checkbox"/>	<input type="checkbox"/>	<input type="checkbox"/>
५		<input type="checkbox"/> <input type="checkbox"/>	<input type="checkbox"/> <input type="checkbox"/> / <input type="checkbox"/> <input type="checkbox"/>	<input type="checkbox"/>	<input type="checkbox"/>
६		<input type="checkbox"/> <input type="checkbox"/>	<input type="checkbox"/> <input type="checkbox"/> / <input type="checkbox"/> <input type="checkbox"/>	<input type="checkbox"/>	<input type="checkbox"/>
७		<input type="checkbox"/> <input type="checkbox"/>	<input type="checkbox"/> <input type="checkbox"/> / <input type="checkbox"/> <input type="checkbox"/>	<input type="checkbox"/>	<input type="checkbox"/>
८		<input type="checkbox"/> <input type="checkbox"/>	<input type="checkbox"/> <input type="checkbox"/> / <input type="checkbox"/> <input type="checkbox"/>	<input type="checkbox"/>	<input type="checkbox"/>
कोडहरू:			५. चोटपटक:		
२) घरमूलीसँग नाता			१: थियो		
०१: घरमूली आफै			२: थिएन		
०२: श्रीमान्/श्रीमती			९८: थाहा छैन		
०३: छोरा/छोरी					
०४: बुहारी					
०५: नाति/नातिनी					
०६: आमा/बुवा					
०७: सासू/ससुरा					
०८: दाई/भाइ/बहिनी/दिदि					
०९: अन्य नातेदार/पाहुना					

यदि तपाईंको घरमा कुनै पनि सदस्यलाई २०७२ साल वैशाख १२ गतेको भूकम्प वा पछि चोटपटक नलागेको भएमा अर्न्तवार्ता अन्त्य गर्नुहोस् ।
हरेक चोटपटक लागेको सदस्यको लागि छुट्टाछुट्टै समूह ख भर्नुहोस् ।

समूह ख : चोटपटक मोडुल

यो प्रश्नहरू चोटपटकबाट पिडित ब्यक्तिलाई सोध्नुहोस् (यदि चोटपटक लागेको ब्यक्तिको उमेर १८ वर्षभन्दा माथि छ र उत्तर दिन सक्छ भने मात्र) अथवा आमा, हेरचाह गर्ने ब्यक्ति वा घरमूली/जानकार ब्यक्ति (यदि चोटपटक लागेको ब्यक्तिको उमेर १८ वर्षभन्दा कम छ वा उत्तर दिन सक्दैन भने मात्र)

अब म तपाइलाई चोटपटकको बारेमा केही प्रश्नहरू सोध्न गइरहेको छु ।

प्रश्न नं	प्रश्न	प्रतिक्रिया	कोड	निर्देशन
जाँच १	चोटपटक लागेको ब्यक्ति घरधुरी रोस्टरमा दर्ता भए नभएको सुनिश्चित गर्नुहोस् । घरधुरी रोस्टरबाट क्रम संख्या तान्नुहोस्	<input type="text"/> <input type="text"/>		
जाँच २	शारीरिक चोटपटकको प्रकार (बहुउत्तरको सम्भावना) नोट: कुनै ब्यक्तिलाई एक भन्दा बढी पटक चोट लाग्ने घटना भएको हुन सक्छ, ती मध्ये सबै भन्दा बढी असर गरेको चोटको घटनालाई छनौट गर्नुहोस् र त्यसमा भएको चोटपटकहरू छान्नुहोस् ।	हाडडी भाँचेको मर्केको/जोर्नी फुस्केको काटेको, टोकेको वा अन्य घाँउ घिस्रेर लागेको घाँउ जलन विष खाएको मस्तिष्क आघात/टाउकोमा चोट आन्तरिक अङ्गमा चोट लागेको निसासिएको अन्य (खुलाउनुहोस्) थाहा छैन भन्न नचाहेको	०१ ०२ ०३ ०४ ०५ ०६ ०७ ०८ ०९ १० ११ १२ १३ १४ १५ १६ १७ १८ १९	
जाँच ३	सहभागी	चोटपटक पिडित ब्यक्ति..... चोटपटक पिडित ब्यक्तिको तर्फबाट उत्तर दिने अन्य ब्यक्ति (खुलाउनुहोस्)	१ २	
समूह ख १. चोटपटकको बारेमा जानकारी				
२०१	चोटपटक लाग्ने बेलामा पिडित ब्यक्तिको उमेर कति थियो ? (पूरा वर्ष लेख्नुहोस् र यदि त्यो ब्यक्ति ५ वर्ष मुनिको छ भने पूरा महिना लेख्नुहोस्)	<input type="text"/> <input type="text"/> / <input type="text"/> <input type="text"/> वर्ष महिना		
२०३	चोटपटक लागेको ब्यक्तिको वा तपाइँको अहिलेको पेशा के हो ?	कृषि क्षेत्रमा दैनिक ज्यालादारी वा ठेक्का वा करारमा काम गैर कृषि क्षेत्रमा दैनिक ज्यालादारी वा ठेक्का वा करारमा काम स्वरोजगार (कृषि क्षेत्रमा) स्वरोजगार (गैर कृषि क्षेत्रमा) लामो अवधिको लागि ज्यालादारीमा काम (कृषि क्षेत्रमा) लामो अवधिको लागि ज्यालादारीमा काम (गैर कृषि क्षेत्रमा) विद्यार्थी गृहणी गैरभूक्तानी काम/स्वयंसेवक सेवानिवृत्त (Retired भएको) बेरोजगार (काम गर्न सक्ने)	०१ ०२ ०३ ०४ ०५ ०६ ०७ ०८ ०९ १० ११	

प्रश्न नं	प्रश्न	प्रतिक्रिया	कोड	निर्देशन
		बेरोजगार (काम गर्न नसक्ने)	१२	
		अन्य (खुलाउनुहोस्).....	१६	
		थाहा छैन	१८	
		भन्न नचाहेको	१९	
२०४	चोटपटक कुन मितिमा लागेको थियो ?	<input type="checkbox"/> <input type="checkbox"/> / <input type="checkbox"/> <input type="checkbox"/> <input type="checkbox"/> <input type="checkbox"/> महिना वर्ष थाहा छैन	१८	
२०५	चोटपटक कुन समयमा लागेको थियो ?	बिहान (०५:०० देखि ११:००)	१	
		दिउँसो (११:०० देखि १३:००)	२	
		अपराह्न (१३:०० देखि १७:००)	३	
		साँझ (१७:०० देखि १९:००)	४	
		राती (१९:०० देखि ०५:००)	५	
		थाहा छैन	१८	
		भन्न नचाहेको	१९	
२०६	चोटपटक लागेको बेलामा घाईते व्यक्ति/तपाईं कहाँ हुनुहुन्थ्यो ?	घरमा	०१	
		विद्यालयमा	०२	
		सडकमा	०३	
		बसोबास/आवासीय संस्थानमा	०४	
		खेलकुद क्षेत्र/मैदानमा	०५	
		औद्योगिक वा निर्माण क्षेत्रमा	०६	
		घरबाहिर खेतमा	०७	
		व्यावसायिक क्षेत्रमा (पसल, स्टोर, होटेल, बार, कार्यालय).....	०८	
		गाउँमा	०९	
		धार्मिक स्थलमा	१०	
		अन्य (खुलाउनुहोस्)	१६	
		थाहा छैन	१८	
		भन्न नचाहेको	१९	
२०७	चोटपटक लागेको बेलामा घाईते व्यक्ति/ तपाईं के गरिरहनुभएको थियो ?	भुक्तानी पाउने किसिमको काम (काममा आउने जाने क्रममा)	०१	
		भुक्तानी नपाउने किसिमको काम (काममा आउने जाने क्रममा)	०२	
		शिक्षा	०३	
		खेलकुद	०४	
		फुर्सदको समय	०५	
		सुतिरहेको	०६	
		धार्मिक कार्य	०७	
		अन्य महत्वपूर्ण कार्य (खाने, पिउने, लुगा धुने)	०८	
		यात्रा	०९	
		उल्लेखनीय केही कार्य नगरिरहेको....	१०	
		अन्य (खुलाउनुहोस्)	१६	
		थाहा छैन	१८	
		उत्तर दिन नचाहेको	१९	

प्रश्न नं	प्रश्न	प्रतिक्रिया	कोड	निर्देशन
२०८	उहाँलाई चोटपटक कसरी लागेको थियो ?	सडक दुर्घटना लडेर कुनै मान्छे हानेर वा कुनै वस्तुले लागेर. छुरा प्रहारबाट गोली लागेर आगो, ज्वला वा तापले डुबेको वा डुब्न लागेको विषाक्त शरीरभित्र छिरेर जनावरले टोकेर विद्युतीय भट्टका लागेर..... अन्य (खुलाउनुहोस्)..... थाहा छैन उत्तर दिन नचाहेको	०१ ०२ ०३ ०४ ०५ ०६ ०७ ०८ ०९ १० १६ १८ १९	
२०८-१	के यो चोटपटक २०७२ साल, वैशाखको भूकम्पका कारण भएको हो ?	हो होइन थाहा छैन उत्तर दिन नचाहेको	१ २ १८ १९	यदि "१" आएमा प्र.नं २१० मा जाने
२०९	यो चोटपटक कसरी भएको थियो ? के त्यो दुर्घटना थियो कि कसैले घाइते बनाएको थियो वा घाइते व्यक्ति/तपाईं आफैँ जानीजानी घाइते भएको थियो ?	दुर्घटना (अज्ञानमा) कसैले जानीजानी गरेको (नियतवश)... आफैँले जानीजानी गरेको (स्वदण्डित).. थाहा छैन उत्तर दिन नचाहेको	०१ ०२ ०३ १८ १९	
२१०	के घटना घट्नु अगाडिको ६ घण्टाभित्रमा चोटपटक लागेको व्यक्ति/ तपाईंले मादक पदार्थ (एकचोटी मात्र किन नहोस्) सेवन गर्नुभएको थियो ? १६ वर्षभन्दा मुनीको बालबालिकालाई सोध्दाखेरी बिचार पुर्याउनुहोस्	थियो थिएन..... थाहा छैन उत्तर दिन नचाहेको	१ २ १८ १९	
ख २ : जलनबाट भएको घाइते (यदि जाँच २=०५ (जलन) हो भने प्रश्न न. २११ बाट शुरु गर्नुहोस् नत्र प्रश्न न.२२४ मा जानुहोस्				
२११	यो चोट लाग्नमा योगदान गर्ने प्रमुख घटना वा कृयाकलाप के थियो ?	खाना/पानी तताई रहेको/चिया पकाईरहेको कोठा वा शरीर तताइरहेको..... विद्युतीय काम गर्दा..... बत्तीको काम गर्दा..... ईन्धन जाँच गरिरहेको..... रक्सी उत्पादन..... फोहोर जलाइरहेको..... धुम्रपान गरिरहेको..... नुहाइरहेको/कपडा धोइरहेको..... अर्को व्यक्तिलाई जलनबाट बचाइरहेको... सवारी दुर्घटना..... घरमा आगो लागेर..... अन्य (खुलाउनुहोस्)..... थाहा छैन.....	०१ } ०२ } ०३ → ०४ } ०५ } ०६ } ० } ०८ } ०९ } १० } ११ } १२ } १६ } १८ }	प्रश्न न. २१२ मा जानुहोस् प्रश्न न. २१३ मा जानुहोस् प्रश्न न. २१४ मा जानुहोस् प्रश्न न. २१४ मा जानुहोस्

प्रश्न नं	प्रश्न	प्रतिक्रिया	कोड	निर्देशन
२१२	स्टोभ/चुल्हो कति उचाइमा थियो ? उचाई मापन गर्न ०.९ मिटरको लट्टी प्रयोग गर्नुहोस् ।	जमिनमा..... जमिनको सतहबाट ०.९ मिटरभन्दा कम जमिनको सतहबाट ०.९ मिटरभन्दा बढी थाहा छैन उत्तर दिन नचाहेको	०१ ०२ ०३ १८ १९	प्रश्न न. २१४ मा जानुहोस्
२१३	के मर्मत गरिदै थियो ? (यो प्रश्न प्र.नं २११ मा ३ आए मात्र सोध्नुहोस्)	(खुलाउनुहोस्) थाहा छैन उत्तर दिन नचाहेको	१८ १९	
२१४	के आगो आकस्मिक रूपमा लागेर जलन भएको थियो ? (उदाहरणको लागि लड्नु, पोखिनु, कपडा वा कपाल आगोमा लाग्नु, आगो वा तातो वस्तु नजिक आउनु, आदि)	थियो थिएन् थाहा छैन उत्तर दिन नचाहेको	१ २ १८ १९	
२१५	के जल्नुको कारण उपकरणमा आएको खराबी थियो ? (उदाहरणको लागि ग्याँस चुहिनु, मट्टितेल चुल्हो पड्किनु, आगो नियन्त्रण बाहिर जानु, आदि)	थियो (खुलाउनुहोस्) थिएन् थाहा छैन उत्तर दिन नचाहेको	१ २ १८ १९	
२१६	के कुनै जोखिमपूर्ण वा असुरक्षित कार्य गरिरहेको कारण आगो लागेको थियो ? (जस्तै : घरका विद्युतीय काम गरेको, चुल्हो बलिरहेको समयमा चुल्होमा ईन्धन हालेको, आदि)	थियो (खुलाउनुहोस्) थिएन् थाहा छैन उत्तर दिन नचाहेका	१ २ १८ १९	
२१७	के जल्नुको कारण व्यक्तिको कपडाको थियो ?	थियो थिएन् थाहा छैन उत्तर दिन नचाहेको	१ २ १८ १९	
२१८	के जल्नुको कुनै मेडिकल कारण थियो ?	थियो थिएन् थाहा छैन उत्तर दिन नचाहेका	१ २ १८ १९	प्रश्न न. २२० मा जानुहोस् ।
२१९	यदि कुनै मेडिकल कारण थियो भने कुन कारण थियो ?	औषधीको प्रतिक्रिया समयको असर चोटपटक लाग्नु ६ घण्टाभित्र रक्सी सेवन गरेको चोटपटक ला ६ घण्टाभित्र लागूपदार्थ सेवन गरेको छाररोग मानसिक समस्या/तनाव शारिरीक असक्षमता मनोभ्रम वा मानसिक असक्षमता अन्य (खुलाउनुहोस्) थाहा छैन उत्तर दिन नचाहेका	०१ ०२ ०३ ०४ ०५ ०६ ०७ १६ १८ १९	

प्रश्न नं	प्रश्न	प्रतिक्रिया	कोड	निर्देशन
२२०	यदि जलन घरभित्र भएको थियो भने घरको कुन भागमा (ठाउँ) भएको थियो ? घरमा भएको जलनको लागि मात्र सोध्नुहोस् यकिन गर्न प्रश्न न. २०६ मा जानुहोस् ।	भान्साकोठा सुत्ने/बस्ने कोठा आँगन (घरबाहिरको क्षेत्र) भवन भित्रको गल्ली नुहाउनेकोठा/लुगाधुने ठाउँ लागू नहुने अन्य (खुलाउनुहोस्) थाहा छैन/याद गर्न नसकिएको उत्तर दिन नचाहेको	०१ ०२ ०३ ०४ ०५ ८८ ९६ ९८ ९९	
२२१	यदि जलन भुक्तानी आउने काम गरिरहेको बेलामा भएको भए कस्तो प्रकारको कृयाकलापले गर्दा भएको थियो ? कार्यक्षेत्रमा भएको जलनको लागि मात्र सोध्नुहोस् । यकिन गर्न प्रश्न न. २०७ मा “१” छनोट भएको हुनुपर्ने ।	खाना पकाईरहेको पेट्रोकेमिकल कपडाको काम निर्माण कार्य खेती/किसनी आगोसँग सम्बन्धित कार्य विद्युतिय आपूर्ति कम्पनी सामान्य उद्योग लागू नहुने अन्य (खुलाउनुहोस्) थाहा छैन उत्तर दिन नचाहेको	१ २ ३ ४ ५ ६ ७ ८ ८८ ९६ ९८ ९९	
२२२	जलनको प्रमुख कारण के थियो ?	आगो/ज्वला..... तातो तरल पदार्थ वा वाफ वा अन्य ग्याँस..... तातो ठोस वस्तुसित सम्पर्कमा आउनु (जस्तै, भाँडो, इन्जिन, चुल्हो) जलिरहेको वस्तुको धुवाँ सास लिएर.... विद्युतीय जलन अत्यधिक प्रकाश वा तापवाट भएको जलन..... घर्षण जलन..... रसायनिक जलन अन्य (खुलाउनुहोस्) थाहा छैन/याद गर्न नसकिएको उत्तर दिन नचाहेका	०१ ०२ ०३ ०४ ०५ ०६ ०७ ०८ ९६ ९८ ९९	→ प्रश्न नं २२३ मा जानुहोस् प्रश्न न. २२४ मा जानुहोस् प्रश्न न. २२२-१ मा जानुहोस् प्रश्न न. २२४ मा जानुहोस्
२२२-१	यदि जलन रसायनका कारण भएको हो भने, रसायन कहाँ राखिएको थियो ?	(खुलाउनुहोस्) थाहा छैन	९८	प्रश्न न. २२४ मा जानुहोस्

प्रश्न नं	प्रश्न	प्रतिक्रिया	कोड	निर्देशन
२२३	यदि जलन आगो वा प्रकाशको कारणले भएको थियो भने त्यसको मुख्य स्रोत के थियो ?	काठ, गोबर, घाँसपात, पराल, खर कोइला, लिगनाइट, ब्रिकेट..... मट्टितेल एल.पि.जी वायोग्याँस इथानोल, वायोफ्युल डिजेल, पेट्रोल मैनवत्ती चुरोट/सलाई चट्याङ्ग अन्य (खुलाउनुहोस्) थाहा छैन/याद छैन उत्तर दिन नचाहेको	०१ ०२ ०३ ०४ ०५ ०६ ०७ ०८ ०९ १० १६ १८ १९	
ख ३ : चोटपटकको उपचार				
२२४	के घाइते भएको व्यक्ति/तपाईंलाई कसैले प्राथमिक उपचार गरेर सहयोग गर्ने प्रयास गरेको थियो ?	थियो थिएन थाहा छैन/याद छैन उत्तर दिन नचाहेका	१ २ १८ १९	प्रश्न न. २२६ मा जानुहोस्
२२५	घाइते व्यक्ति/तपाईंलाई कसले प्राथमिक उपचार दिएको थियो ? (बहुउत्तरको सम्भावना)	त्यहाँ उपस्थित मान्छेले साथी/परिवार..... शिक्षक पुलिस आकस्मिक स्वास्थ्यकर्मी डाक्टर नर्स दमकलको मान्छे अन्य (खुलाउनुहोस्)..... थाहा छैन उत्तर दिन नचाहेको.....	०१ ०२ ०३ ०४ ०५ ०६ ०७ ०८ १६ १८ १९	
२२६	के घाइते भएको व्यक्ति/तपाईंलाई घरबाहिर औषधीउपचारको लागि लिएको थियो ? (जस्तै : स्वास्थ्य संस्था, अस्पताल, क्लिनिक)	थियो थिएन थाहा छैन उत्तर दिन नचाहेको	१ २ १८ १९	प्रश्न न. २३२ मा जानुहोस्
२२७	चोटपटक लागेको व्यक्ति/तपाईंलाई उपचार गर्नको लागि स्वास्थ्य संस्थासम्म कसरी लिएको थियो ?	हिडेर निजी कारमा ट्याक्सीमा सार्वजनिक गाडीमा एम्बुलेन्समा साइकलमा वैलगाडामा हेलिकप्टर/हवाईजहाज थाहा छैन उत्तर दिन नचाहेको अन्य (खुलाउनुहोस्)	१ २ ३ ४ ५ ६ ७ ८ १८ १९ १६	

प्रश्न नं	प्रश्न	प्रतिक्रिया	कोड	निर्देशन
२२८	चोटपटक लागेको व्यक्ति / तपाईंलाई चोटपटक लागेपछि स्वास्थ्य संस्थासम्म पुर्याउन कति समय लागेको थियो ?	१ घण्टा भन्दा कम १ देखि २ घण्टा ३ देखि ६ घण्टा ७ देखि ९ घण्टा १० देखि १२ घण्टा १३ देखि २४ घण्टा २४ घण्टा भन्दा बढी थाहा छैन उत्तर दिन नचाहेको	०१ ०२ ०३ ०४ ०५ ०६ ०७ १८ १९	
२२९	चोटपटक लागेको व्यक्ति / तपाईंलाई घाइते भएपछि घरबाट बाहिर औषधी उपचारको लागि सबैभन्दा पहिले कहाँ लिएको थियो ?	सरकारी अस्पताल प्राथमिक स्वास्थ्य केन्द्र स्वास्थ्य चौकी उपस्वास्थ्य चौकी गाउँघर क्लिनिक घुम्ती क्लिनिक आयुर्वेदसेन्टर ADRA नेपाल रेड क्रस UMN अन्य गैरसरकारी संस्था निजी अस्पताल / क्लिनिक / नर्सिङ होम फार्मसी परम्परागत स्वास्थ्य संस्था अन्य निजी (खुलाउनुहोस्) थाहा छैन उत्तर दिन नचाहेको	०१ ०२ ०३ ०४ ०५ ०६ ०७ ०८ ०९ १० ११ १२ १३ १४ १६ १८ १९	
२३०	के चोटपटक लागेको व्यक्ति / तपाईंलाई उपचारको लागि अस्पताल वा स्वास्थ्य संस्थामा भर्ना गरिएको थियो ?	थियो थिएन थाहा छैन उत्तर दिन नचाहेको	१ २ १८ १९	प्रश्न नं. २३२ जानुहोस्
२३१	चोटपटक लागेको व्यक्ति / तपाईंलाई उपचारको लागि अस्पताल वा स्वास्थ्य संस्थामा कति दिन भर्ना गरेको थियो ?	<input type="text"/> <input type="text"/> र <input type="text"/> <input type="text"/> महिना दिन थाहा छैन	१८	
ख ४ : जलनको उपचार (जलन घाइतेको लागि मात्र, जाँच २=०५) यदि जलेको नभएमा प्र.नं २३७ मा जाने ।				
२३२	के जलेको ठाउँमा चिसो पानीको प्रयोग गरिएको थियो ?	थियो थिएन थाहा छैन उत्तर दिन नचाहेका	१ २ १८ १९	प्रश्न नं. २३४ मा जानुहोस्
२३३	यदि प्रयोग गरिएको थियो भने, कति समयसम्म लगातार रूपमा पानीको प्रयोग गरिएको थियो ?	<input type="text"/> <input type="text"/> <input type="text"/> मिनेट थाहा छैन	१८	

प्रश्न नं	प्रश्न	प्रतिक्रिया	कोड	निर्देशन
२३४	के प्राथमिक उपचारको रूपमा अन्य घरेलु उपचार प्रयोग गरिएको थियो ?	थियो (यदि थियो भने खुलाउनुहोस्) थिएन थाहा छैन उत्तर दिन नचाहेको	१ २ ९८ ९९	
२३५	के चोटपटक लागेको व्यक्ति/ तपाईंलाई स्वास्थ्य संस्थासम्म पुऱ्याउन उसको/ तपाईंको साथी वा नातेदारले सहयोग गरेको थियो ? (कुनै सेवा लिएको नलिएको एकिकन गर्न प्रश्न न. २२९मा जानुहोस्)	थियो थिएन लागू नहुने थाहा छैन उत्तर दिन नचाहेको	१ २ ८८ ९८ ९९	
२३६	घाईते व्यक्ति/तपाईं उपचारका लागि अस्पतालमा हुँदाखेरी उहाँ/ तपाईंलाई कुनै शल्यक्रिया गरिएको थियो ? (घाईते भएको व्यक्ति स्वास्थ्य संस्थामा भर्ना भएको नभएको यकिन गर्ने प्रश्न न. २३० मा जानुहोस्)	थियो थिएन लागू नहुने (अस्पतालमा भर्ना नगरेको) थाहा छैन उत्तर दिन नचाहेको	१ २ ८८ ९८ ९९	
ख ५ : चोटपटकको असर				
२३७	के चोटपटक लागेको व्यक्ति/ तपाईंलाई दैनिक कार्यहरू गर्न चोटले एकदिन वा त्योभन्दा बढी दिनसम्म काम रोकिने गरी असर पारेको थियो ? (उदाहरणको लागि स्कुल जान, घरको काम गर्न, आदि)	थियो थिएन थाहा छैन उत्तर दिन नचाहेको	१ २ ९८ ९९	२४९
२३८	के चोटपटक लागेको व्यक्ति/ तपाईं चोटपटक लागेदेखि अहिलेसम्म सामान्य अवस्थामा फर्किनु भएको छ ?	पूरे फर्किएको छु आंशिक रूपमा फर्किएको फर्किएको छैन थाहा छैन/याद छैन उत्तर दिन नचाहेको	१ २ ३ ९८ ९९	→ २३८-१ → २३८-२ प्र.नं २३९
२३८-१	यदि पूरे फर्किएको छ भने कति समयपछि ?	<input type="text"/> <input type="text"/> र <input type="text"/> <input type="text"/> महिना दिन थाहा छैन	९८	
२३८-२	यदि आंशिक रूपमा फर्किएको छ भने कति समयपछि ?	<input type="text"/> <input type="text"/> र <input type="text"/> <input type="text"/> महिना दिन थाहा छैन	९८	
२३९	के चोटपटक लागेको व्यक्ति/तपाईं चोटपटककै कारणले शारीरिक रूपमा अशक्त हुनुभएको थियो ? (चोटपटक लागेको ६ महिना भन्दा बढी हो वा होइन प्र.नं २०४ बाट यकिन गर्नुहोस्)	थियो थिएन चोटपटक लागेको ६ महिना भन्दा कम भएको थाहा छैन उत्तर दिन नचाहेको	१ २ ८८ ९८ ९९	प्रश्न न. २४९ मा जानुहोस् ।

प्रश्न नं	प्रश्न	प्रतिक्रिया	कोड	निर्देशन
२४०	चोटपटक लागेको ब्यक्ति/ तपाईंलाई चोटपटककै कारणले कस्ता प्रकारका शारीरिक अशक्तता भएको थियो ? (बहुउत्तरको सम्भावना)	हात-पाखुरा नचल्ने हात पाखुरा चलाउन कठिनाई हुने... खुट्टा नचल्ने..... खुट्टा चलाउन कठिनाई हुने/खोच्चाएर हिँड्ने..... सुन्ने शक्ति हराएको..... दृष्टि हराएको..... कमजोरी वा श्वासप्रश्वासमा कठिनाई भएको सम्भन्ने क्षमतामा ह्रास खानेकुरा चपाउन नसक्ने अन्य (खुलाउनुहोस्) थाहा छैन उत्तर दिन नचाहेका	०१ ०२ ०३ ०४ ०५ ०६ ०७ ०८ ०९ १० ११	
ख ६ : चोटपटकको कारणले हुने आर्थिक असर				
२४१	के चोटपटकको कारणले घाईते ब्यक्तिले उसको काम (आम्दनीको श्रोत) गुमाउनु परेको थियो ?	थियो थिएन चोटपटक लागेको समयमा केहि काम नगरेको थाहा छैन उत्तर दिन नचाहेको	१ २ ३ १८ १९	
२४२	के घाईते ब्यक्तिलाई हेरचाह गर्न तपाईंको घरको कसैले काम गर्न वा विद्यालय जान छाड्नुपरेको थियो ?	थियो थिएन..... थाहा छैन..... उत्तर दिन नचाहेको	१ २ १८ १९	यदि "१" भए प्र.२४२-१ म जाने प्र.२४३ म जाने
२४२-१	यदि काम गर्न वा विद्यालय जान छाड्नुपरेको छ भने खुलाउनुहोस् ।	<input type="text"/> <input type="text"/> र <input type="text"/> <input type="text"/> महिना दिन थाहा छैन	१८	
२४३	के चोटपटकको कारणले तपाईंको घरको आम्दनी घटेको थियो? (आम्दनी मात्र, खर्च होइन)	थियो थिएन थाहा छैन उत्तर दिन नचाहेको	१ २ १८ १९	
२४४	के चोटपटकको कारणले तपाईंको घरको खाद्यान्नको उपभोग घटेको थियो ?	थियो थिएन थाहा छैन उत्तर दिन नचाहेको	१ २ १८ १९	
२४५	के घाईते ब्यक्ति/ तपाईंलाई हेरचाह गर्न तपाईंको घरले ऋण लिनुपरेको थियो ?	थियो थिएन थाहा छैन उत्तर दिन नचाहेको	१ २ १८ १९	
२४६	के घाईते ब्यक्तिलाई हेरचाह गर्न तपाईंको घरले कुनै अनुदानमा निर्भर हुनुपरेको थियो ?	थियो थिएन..... थाहा छैन उत्तर दिन नचाहेको	१ २ १८ १९	

प्रश्न नं	प्रश्न	प्रतिक्रिया	कोड	निर्देशन
२४७	के घाईते ब्यक्ति / तपाईलाई औषधि उपचारका निमित्त खर्च जुटाउन तपाईको घरले केही सरसामानहरू / जमिन बेचनुपरेको थियो ?	थियो	१	
		थिएन.....	२	
		थाहा छैन.....	९८	
		उत्तर दिन नचाहेको.....	९९	

तपाईको अमूल्य समय र जानकारीको लागि तपाईलाई धेरै-धेरै धन्यवाद ।

B. Survey Questionnaire (English Version)



COMMUNITY – BASED INJURY SURVEY WITH BURNS MODULE PILOT FIELD TEST 2016



INTRODUCTION AND INFORMED CONSENT FORM¹

My name is _____. I am here on behalf of HERD International. HERD International is a private company registered under Office of the Company Registrar, Ministry of Industry, Nepal to promote evidence informed policies and practices for sustainable development to improve quality of life. Presently, we are conducting this survey on injuries.

The main objective of this survey is to understand how big the problem of injuries is, how injuries may have affected your family, what causes them, and what kind of health care is needed. To get this information, we are carrying out household interviews in this community. The results from this project will be used to help agencies and officials decide on what needs to be done about the problem and assess whether health services to treat injured people are adequate.

This interview will take about 30 minutes of your time and I would ask the questions somewhere quiet and private.

What you or your family members tell me will be kept strictly confidential. This information will be kept securely and no one outside of this project will find out the answers that you or your family give me. During the course of the interview, I will record the answers down on the tablet so that no information gets lost but I will not ask your name so that none of this information can be traced back to you. The results will not be reported as individual cases, but only as overall results for the community.

You are free to stop the interview at any point, or to not answer any of the questions that we ask.

If you have any questions, please free to ask anytime.

Do you have any questions? Yes No

Do you agree to participate in this interview? Yes1 [Proceed the Interview]

No.....2 [Stop the interview]

Signature of the respondent

Date

Interviewer visits record

¹ The suggested model is included in Sethi D, Habibula S, McGee K et al. (editors) (2004) Appendix 6 Model Introduction and Consent Form. In *Guidelines for Conducting Community Surveys on Injuries and Violence* (p. 105), World Health Organization, Geneva. http://www.who.int/violence_injury_prevention/publications/surveillance/06_09_2004/en/ (Accessed 19/07/2014).

Interview date	<input type="text"/> <input type="text"/> / <input type="text"/> <input type="text"/> /2016 DD / MM / YYYY
Name of interviewer
Signature of interviewer
Interview result	Interview completed.....01 Told to give the interview next time02 Refuse to give interview03 Interview incomplete04 (Specify) Others (Specify)05

Section 1: Identification of Cluster/Household

Q.N.	Question	Response	Code	Skip
1	Name of District		
2	Name of Municipality/VDC		
3	Ward number	<input type="text"/> <input type="text"/>		
4	Name of the household head		
5	Sex of HH head	Male.....1 Female.....2		
6	Name of the Respondent		
7	Age of the respondent	<input type="text"/> <input type="text"/>		
8	Sex of the respondent	Male.....1 Female.....2		

SECTION A: HOUSEHOLD MODULE

Objectives:

- To describe household demographic characteristics
- To identify household burn injury hazards
- To estimate mortality rate due to injury in the community
- To estimate the incidence of injuries in the community [Key indicators: incidence of road traffic accident; falls; burns; poisonings]

Respondent: Senior female or any knowledgable person of the household 18 years of age or over.

A1. Household characteristics

This part of questionnaire is an example only and should be adapted to the local context. Consideration should be given to including questions about assets which allow calculation of a wealth/poverty index.

“I am going to ask you about some household details.”

Q.N.	Question	Response	Code	Skip
101 Caste/ Ethnicity	What is your caste/ethnicity?	Hill Dalit	01	
		Terai Dalit	02	
		Hill Janajati	03	
		Terai Janajati	04	
		Madhesi	05	
		Muslim	06	
		Brahmin/Chettri.....	07	
		Others(Specify)	96	
102_PPI1 Househol d size	How many household members are there?	Eight or more	01	
		Seven	02	
		Six	03	
		Five	04	
		Four	05	
		Three	06	
		One or two.....	07	
102_PPI2 Income source	In what type of job did the male head/spouse work the most hours in the past seven days?	No male head/spouse	01	
		Does not work, or paid wages on a daily basis or contract/piece-rate in agriculture ..	02	
		Paid wages on a daily basis or contract/piece-rate in non-agriculture	03	
		Self-employed in agriculture	04	
		Self-employed in non-agriculture	05	
		Paid wages on a long-term basis in agriculture or nonagriculture	06	
102_PPI3 Bedrooms	How many bedrooms does your residence have?	None	01	
		One.....	02	
		Two	03	
		Three or more.....	04	

102_PPI4 Outside walls	Main construction material of outside walls?	Bamboo/leaves, unbaked bricks, wood, mud-bonded bricks/stones, or no outside walls	01	
		Cement-bonded bricks/stones, or other material.....	02	
		Others (specify)	96	
102_PPI5 Roof material	Main material roof is made of?	Straw/thatch, or earth/mud	01	
		Tiles/slate, or other	02	
		Wood/planks, or galvanized iron	03	
		Concrete/cement.....	04	
		Others (specify)	96	
102_PPI8 Toilet	What type of toilet is used by your household?	None.....	01	
		household non-flush, or communal latrine	02	
		Household flush.....	03	

102_PPI9 Phones	How many telephone sets/cordless/mobile does your household own?	None 01 One 02 Two or more 03	
102_PPI10 Land	Does your household own, sharecrop-in, or mortgage-in any agricultural land? If yes, is any of it irrigated?	No 01 Yes, but none irrigated 02 Yes, and some irrigated..... 03	
103	Where is your family living since the earthquake?	Same house as before earthquake ... 01 Reconstructed (new) house on same land 02 Rented house on a different piece of land 03 Institutional shelter 04 Relative/friend's house 05 Temporary shelter/tarpaulin 06 Other (specify) 96	

A2. Household energy use and supplementary information

"The next questions are about cooking and the types of fuel and energy sources you use in the home."

Q.N.	Question	Response	Code	Skip
106_PPI7	What type of stove did your household mainly use for cooking?	Open fireplace, mud stove	01	
		Kerosene stove.....	02	
		Gas stove	03	
		Improved cook stove	04	
		No cooking at household	05	→111
		Others (specify)	96	
107 Cooking fuel	What type of fuel does your household mainly use for cooking?	Electricity	01	
		02	
		Solar	03	
		04	
		LPG /cooking	05	
		gas	06	
		07	
		Biogas	08	
		09	
		Kerosene	10	
		96	
		Charcoal		
			
		Coal		
			
		Wood/firewood		
			
		Animal		
		dung/waste		
			
		Crop		
		residues/grass/straw/shrubs		
			
		Other		
		(specify).....		
108 Other fuels for cooking	Does your household use anything else for cooking? If yes, what types of fuel? (circle all others used)	Electricity	01	
		02	
		Solar	03	
		04	
		LPG /cooking	05	
		gas	06	
		07	
		Biogas	08	
		09	
		Kerosene	10	
		96	
		Charcoal		
			
		Coal/lignite		
			

		Wood/firewood Animal dung/waste Crop residues/grass/straw/shrubs Other (specify)	
109 Cooking location	Where is cooking usually performed?	Inside the house..... 01 In a separate building 02 Outdoors 03 Other (Specify) 04	→ If 3 skip to 111
110_PPI 6 Separate kitchen	Do you have a separate room which is used as a kitchen?	Yes 01 No 02	
111 Source of light	What is the main source of light at your house in the evening? (select one only)	No lighting 01 Electricity 02 Solar home system 03 Generator 04 Solar Lantern 05 Battery flashlight, torch 06 Gas lamp 07 Kerosene Lamp 08 Oil lamp 09 Candle 10 Other (specify) 10 96	
112 Water heating	What does your household mainly use for heating water for bathing when needed? (select one only)	Water not heated 01 Solar water heater 02 Electric water heater 03 LPG water heater(Geyser) ... 04 Cookstove (used to heat water) 05 Other (specify) 96	→ If 04 go to 113, if not skip to 114
113 Gas geyser location	Is the gas geyser located inside the bathroom? (enumerator to observe)	Yes 01 No 02	
114 Home heating methods	What does your household mainly use for space heating when needed? (select one only)	No 01 heating 02 03 Electric heater 04 05 06 Gas space heater 07 08	→ If 01- 04 skip to A2_S 1

		Kerosene heater 96 Coal or lignite Charcoal Wood/firewood Processed biomass (pellets) or woodchips/ briquette Other (specify)	
115 Space heater	Tell me about the space heater. (Refer to Q 114 to complete this question) Is it:		
115a	Traditional/open fire or manufactured?	Traditional/open fire..... 01 Manufactured..... 02	
115b	With a chimney, flue or vent?	Yes 01 No 02	
115c	With a fan?	Yes 01 No 02	

A2. Supplementary information			
A2_S1	What is the best first aid for someone who has just been burned by heat or fire?	(Free text) Don't know..... 98 Refused..... 99	
Burn first aid			

A3. Injury-related deaths

“People can be injured by accident or on purpose. They may have hurt themselves or others may have caused them to be hurt. These next questions are about injuries that have happened to people living in your house.” (Note to interviewer: Please explain again what is meant by the word "injury". An injury is any physical damage to the body such as a wound, bruise, burn, fracture, internal injury, poisoning, loss of consciousness due to a blow to the head, suffocation/strangulation. Injuries

can result from a falling building, a road traffic accident, a fall, fire or heat, electrocution, poisoning, drowning, gun shot, sharp instrument such as a knife or an animal bite, chemicals or acid on the skin, or toxic fumes.)

Q.N.	Question	Response	Code	Skip
116 Injury deaths	Has anyone who normally lived in this household died from an injury in the last 5 years?	Yes No Refused	01 02 03	123
<i>I'm very sorry to hear that you lost a household member. The following questions are about this/these deceased person/s.</i>				
117 Number of injury deaths	Could you please tell me how many members of your household died from an injury in the last 5 years?	<input type="text"/> <input type="text"/>		
	<i>Ask the following questions for each member that has died from an injury in the last 5 years.</i>	I	II	III
118 Nature of injury causing death (WHO 1.2.3)	What caused the injury that they died from? Traffic accident.01 Fall.....02 Struck/hit by person or object.....03 Stab 04 Gun shot..... 05 Fire, flames or heat 06 Drowning 07 Poisoning 08 Animal bite/attack 09 Electrical shock 10 Other (Specify) 96 Don't know..... 98 Refused..... 99	<input type="text"/> <input type="text"/>	<input type="text"/> <input type="text"/>	<input type="text"/> <input type="text"/>
118a Earthquake	Did the death happen as a result of the earthquakes in April-May 2015? Yes.....01 No.....02 Don't know.....98 Refused.....99	<input type="text"/> <input type="text"/>	<input type="text"/> <input type="text"/>	<input type="text"/> <input type="text"/>
119 Intent (WHO 1.2.4)	How did the injury happen? It was an accident (unintentional)01 Someone else did it to them deliberately02 They did it to themselves deliberately.....03 Don't know98 Refused.....99	<input type="text"/>	<input type="text"/>	<input type="text"/>

120 Age at death (WHO 1.6.1) ²	Do you know the complete age of injured person when he/she was hurt?	Yes.....1 Don't know..98 Refused.....99	Yes.....1 Don't know..98 Refused.....9	Yes.....1 Don't know..98 Refused.....99
--	--	---	--	---

² Reference to WHO survey question numbers are included where appropriate from Sethi D, Habibula S, McGee K et al. (editors) (2004) *Guidelines for Conducting Community Surveys on Injuries and Violence* (p. 105), World Health Organization, Community injury survey tool_burn injury expansion 18 English Final Print Version Nov 2016

120_a Age at death (WHO 1.6.1) ³	How old was the injured person when he/she was hurt? <i>(Record age in complete years; years and months if the person is 5 years or under)</i>	a) <input type="text"/> <input type="text"/> Years b) <input type="text"/> <input type="text"/> Months	<input type="text"/> <input type="text"/> Years <input type="text"/> <input type="text"/> Months	<input type="text"/> <input type="text"/> Years <input type="text"/> <input type="text"/> Months
121 Place of death (WHO 1.6.2)	Where did the injured person die? <i>Multiple answers possible (e.g. 01 & 03)</i> At the place where the injury occurred.....01 At a health facility (e.g. hospital, clinic, health centre).....02 At home03 Other (specify)96 Don't know.....98 Refused99	<input type="checkbox"/>	<input type="checkbox"/>	<input type="checkbox"/>
122 Time of death (WHO 1.6.3)	How long after the injury occurred did the injured person die? Immediately01 Less than 1 hour after the injury ..02 Between 1 and 6 hours after the injury03 More than 6 hours but less than 12 hours after the injury04 Between 12 & 24 hours after the injury05 More than 1 day but less than 1 week after the injury.....06 More than 1 week after the injury 07 Other (specify)96 Don't know.....98 Refused.....99	<input type="text"/> <input type="text"/>	<input type="text"/> <input type="text"/>	<input type="text"/> <input type="text"/>

Geneva. http://www.who.int/violence_injury_prevention/publications/surveillance/06_09_2004/en/ (Accessed 19/07/2014).

³ Reference to WHO survey question numbers are included where appropriate from Sethi D, Habibula S, McGee K et al. (editors) (2004) *Guidelines for Conducting Community Surveys on Injuries and Violence* (p. 105), World Health Organization, Geneva. http://www.who.int/violence_injury_prevention/publications/surveillance/06_09_2004/en/ (Accessed 19/07/2014).

A4: Household schedule and injury screening

123. These next questions are about injuries in the people now living in your household. (Note to interviewer: If necessary, explain again what is meant by the word "injury" if necessary and list some examples.)

Q.N.	Question	Response	Code	Skip
123_a	Was anyone in this household injured during the 2015 earthquakes or has anyone been injured any time since the earthquake? (Serious enough to need some kind of medical treatment or to change their 'normal' activity for one or more days. For example: did not go to work or school, could not carry out household chores; did not play/feed normally if they were a young child or baby.)	Yes No	01 02	
123_b	How many household members had stayed in your household last night?	<input type="text"/> <input type="text"/>		

Note: If "No" response in both Q 123_a and Q 123_b then End the interview.

We will start by listing all the people who stayed in your house last night [Complete columns 1 to 4]. Now we will go through the list, person by person. Can you tell me whether each person had an injury **serious enough to need some kind of medical treatment or to change their 'normal' activity for one or more days since the first earthquake (April 25, 2015) onwards?** (For example: did not go to work or school, could not carry out household chores; did not play/feed normally if they were a young child or baby).

Q.N. 123_c

S.N	Name	Relationship with Respondent	Age (years) <i>[Years & months if <5 years]</i>	Sex 1: Male 2: Female 3: Third gender	Was he/she injured during the 2015 earthquakes or any time since? (<i>Serious enough to need medical treatment or to change their 'normal' activity for one or more days?</i>) 1: Yes 2: No 98: Don't know If 'No' or 'don't know', skip to next household member
	(1)	(2)	(3)	(4)	(5)
01		<input type="text"/> <input type="text"/>	<input type="text"/> <input type="text"/> / <input type="text"/> <input type="text"/>	<input type="text"/>	<input type="text"/>
02		<input type="text"/> <input type="text"/>	<input type="text"/> <input type="text"/> / <input type="text"/> <input type="text"/>	<input type="text"/>	<input type="text"/>
03		<input type="text"/> <input type="text"/>	<input type="text"/> <input type="text"/> / <input type="text"/> <input type="text"/>	<input type="text"/>	<input type="text"/>
04		<input type="text"/> <input type="text"/>	<input type="text"/> <input type="text"/> / <input type="text"/> <input type="text"/>	<input type="text"/>	<input type="text"/>
05		<input type="text"/> <input type="text"/>	<input type="text"/> <input type="text"/> / <input type="text"/> <input type="text"/>	<input type="text"/>	<input type="text"/>
06		<input type="text"/> <input type="text"/>	<input type="text"/> <input type="text"/> / <input type="text"/> <input type="text"/>	<input type="text"/>	<input type="text"/>
07		<input type="text"/> <input type="text"/>	<input type="text"/> <input type="text"/> / <input type="text"/> <input type="text"/>	<input type="text"/>	<input type="text"/>
09		<input type="text"/> <input type="text"/>	<input type="text"/> <input type="text"/> / <input type="text"/> <input type="text"/>	<input type="text"/>	<input type="text"/>
10		<input type="text"/> <input type="text"/>	<input type="text"/> <input type="text"/> / <input type="text"/> <input type="text"/>	<input type="text"/>	<input type="text"/>
2) Relationship			06: Parent 07: Parent-in-law 08: Co-wife 09: Brother/Sister 10: Other relative/Guest 11: Not related/Guest		
01: Self 02: Spouse 03: Son / daughter 04: Daughter-in-law 05: Grandchild					

If no injury events in household members from the time of the earthquake onwards → End.

Please ensure to complete Section B for each person with ‘Yes’ (01) in Column 5.

SECTION B: INJURY MODULE Complete Section B for the most serious injury event of each person with an injury (Q123_c Column 5 = ‘Yes’ [01]).

Objectives:

- To explore the cause of injuries; in particular, burn injuries
- To explore risk factors for injuries; in particular, burn injuries
- To explore treatment and impact of injuries; in particular, burn injuries

Respondents:

1. Injury victim (if present at time of interview, current age ≥18 years and is able to understand and/or respond to the questions)
2. Another knowledgeable HH member (proxy) if victim < 18 years, is not present, or is unable to understand and/or respond to the questions

Q.N.	Question	Response	Code	Skip
Check 1	Ensure whether the injured person is recorded as injured in HH roster, column 5. Copy household serial number from HH roster.	<input type="checkbox"/> <input type="checkbox"/>		
Check 2 Nature (WHO 1.2.5)	Nature of physical injury	Fracture (broken bone)..... Sprain/Dislocation..... Cut, bite or other open wound Bruise or superficial injury Burn Poisoning..... Concussion/head injury..... Internal injury/internal organ injury Suffocation..... Other (Specify)..... Don't know Refused.....	01 02 03 04 05 06 07 08 09 96 98 99	
Check 3	Respondent	Victim (injured person) Proxy	01 02	
B1. INJURY EVENT				
201 Age (WHO 1.1.2)	How old was the injured person when he/she was hurt? (Record age in complete years; years and months if the person is 5 years or under)	<input type="checkbox"/> <input type="checkbox"/> / <input type="checkbox"/> <input type="checkbox"/> Years Months		
202 Sex (WHO 1.1.3)	Is the injured person male or female?	Male Female Third gender	01 02 03	
203 Occupation (WHO 1.1.5)	What is the injured person's current occupation?	Farmer Civil servant (Government employee) Self-employed..... Street vendor Professional	01 02 03 04	

Q.N.	Question	Response	Code	Skip
		Student.....	05	
		Homemaker	06	
		Non-paid worker/volunteer	07	
		Retired	08	
		Unemployed (able to work)	09	
		Unemployed (unable to work)	10	
		Other (specify).....	11	
		Don't know	96	
		Refused	98	
			99	
204 Date of injury	On what date did the injury occur?	<input type="text"/> <input type="text"/> / <input type="text"/> <input type="text"/> <input type="text"/> <input type="text"/> MM YYYY Don't know	98	
205 Time of injury	At what time did the injury occur?	Morning (05:00-11:00)	01	
		Middle of the day (11:00-1300).....	02	
		Afternoon (13:00-17:00).....	03	
		Evening (17:00-19:00).....	04	
		Night (19:00-05:00)	05	
		Don't know	98	
		Refused	99	
206 Place (Adapted from WHO 1.2.1)	Where was/ were the injured person/ you when the injury occurred?	Home	01	
		School	02	
		Street/highway	03	
		Residential institution	04	
		Sports and athletic area	05	
		Industrial or construction	06	
		Farm (excluding home).....	07	
		Commercial area (shop, store, hotel, bar, office)	08	
		Countryside.....	09	
		Religious place.....	10	
		Other (specify)	96	
		Don't know	98	
		Refused	99	
207 Activity (Adapted from WHO 1.2.2)	What was/ were the injured person/ you doing when he/she/you was hurt?	Paid work (including travel to and from work)	01	
		Unpaid work (including household-related chores and travel to and from work)	02	
		Education.....	03	
		Sports	04	
		Leisure	05	
		Sleeping.....	06	
		Religious practice.....	07	
		Other vital activity (i.e. eating, drinking Travelling.....	08	
		Unspecified activities (e.g. hanging around, doing nothing)	09	
		Other (specify)	10	
		Don't know	96	
		Refused	98	
			99	

Q.N.	Question	Response	Code	Skip
208 Mechanism (WHO 1.2.3)	How was/were the injured person/you hurt?	Traffic accident Fall Struck/hit by person or object..... Stab Gun shot..... Fire, flames or heat Drowning or near-drowning..... Poisoning Animal bite/attack..... Electrical shock..... Other (Specify) Don't know Refused	01 02 03 04 05 06 07 08 09 10 96 98 99	
208a Earthquake	Did the injury happen as a result of the earthquakes in April-May 2015?	Yes No Don't know Refused	01 02 98 99	
209 Intent (WHO 1.2.4)	How did the injury happen? Was it an accident, did someone do this to the injured person/you, or did the injured person/you do this to himself/herself/yourself?	It was an accident (unintentional).... Someone else did it to me deliberately (intentional) I did it to myself deliberately (intentional)..... Don't know Refused.....	01 02 03 98 99	
210 Use of alcohol (WHO 1.2.6)	In the 6 hours before the injured person/you was/were hurt, did he/she/you have any alcohol to drink? (even one drink) <i>Use precautions while asking to children under 16 years of age.</i>	Yes No Don't know/can't remember Refused	01 02 98 99	
B2. BURN INJURY EVENT (If SECTION B Check 2 = 06 (Burn) proceed with 211, or else go to Q224				
211 Activity- burn injury	What was the main event or activity contributing to the burn injury?	Cooking Heating/warming of rooms or body.. Repairing equipment or electrical wiring Lighting Refueling/checking fuel Alcohol production Burning of waste/bonfire..... Smoking Bathing/ washing Rescuing another person with burn injury Motor vehicle accident..... Building fire Other (specify)..... Don't know Refused	01 02 03 04 05 06 07 08 09 10 11 12 96 98 99	212 212 → 213 214 224
212 Stove height	At what height was the fire or base of stove located? <i>Use 0.9m stick to help judge height</i>	At ground level Less than 0.9m from the ground At least 0.9 m from the ground Don't know	01 02 03 98	214

Q.N.	Question	Response	Code	Skip
213 Repair object	What was being repaired?	(Specify) Don't know Refused	98 99	
214 Accidental movement	Was an accidental movement involved in causing the burn (e.g. fall, spill, clothing or hair catching fire, getting too close to fire or hot object)?	Yes..... No..... Don't know Refused	01 02 98 99	
215 Equipment problem	Did an equipment problem contribute to the burn (e.g. gas leak, kerosene stove explosion, uncontrolled flames)?	Yes..... (Specify) No..... Don't know Refused	01 02 98 99	
216 Unsafe activity	Was a person doing something unsafe/risky when the burn happened (e.g. electrical repairs, mishandling a pressure cooker, refueling stove while stove alight, and mixing water in hot oil to check hotness of oil)?	Yes..... (Specify) No..... Don't know Refused	01 02 98 99	
217 Ignition of clothing	Did the person's clothing catch fire?	Yes..... No..... Don't know Refused	01 02 98 99	
218 Medical pre-disposition	Did a medical reason contribute to the burn injury happening?	Yes..... No..... Don't know Refused	01 02 98 99	} 220
219 Medical reason	What was the medical reason that contributed to the burn injury happening?	Prescription drugs influencing coordination or reaction time Alcohol taken within 6 hours of injury Illegal drugs taken within 6 hours of injury.... Epilepsy Psychiatric or psychological disorder.. Physical disability Dementia or mental disability Other (specify)..... Don't know Refused	01 02 03 04 05 06 07 96 98 99	
220 Location in home	Only for the burn injuries that happened in the home (refer to Q206) If the burn happened at home, in which part of the house did the burn injury occur?	Kitchen..... Living rooms/sleeping places Yard (or area outside house)..... Corridor Bathroom (bathing/washing places) ... Not applicable..... Other (specify)..... Don't know Refused caused by rubbing against a rough surface	01 02 03 04 05 08 96 98 99	

Q.N.	Question	Response	Code	Skip
221 Workplace activity	Only for the burn injuries that happened in a workplace (refer to Q207). Includes cottage industries in the home. If the burn injury happened at a workplace while undertaking paid work, what was the main type of activity at the workplace?	Food preparation Petrochemical Textiles Construction Agricultural /farm..... Fireworks / related Electricity supply company General industry..... Not applicable..... Other (specify)..... Don't know Refused	01 02 03 04 05 06 07 08 09 96 98 99	
222 Primary cause of burn	What was the main cause of the burn?	Flames / fire Hot liquid, steam or other gas..... Contact with a hot object or solid substance (e.g. cookstove, pot, engine) Inhalation of smoke Electrical burn Flash burn (intense heat or light) Friction burn Chemical burn Other (specify)..... Don't know Refused	01 02 03 04 05 06 07 08 96 98 99	224 222_a 224
222_a	If the burn was caused by chemical, where was chemical stored?	Specify Don't know	98	224
223 Fuel source-flame burn	If the burn was caused by flames /fire, what was the source of fuel?	Wood, dung, leaves, rubbish, straw, thatch Coal, charcoal, briquette Kerosene LPG Biogas Diesel/petrol Candle..... Cigarettes /matches Lightning..... Other (specify)..... Don't know Refused	01 02 03 04 05 06 07 08 09 96 98 99	
B3. INJURY TREATMENT				
224 First aid at scene (WHO 1.15.1)	Did anyone try to help the injured person/you by giving first aid?	Yes..... No..... Don't know/Can't remember Refused	01 02 98 99	226
225 Person who provided first aid (WHO 1.15.2)	Who gave first aid to the injured person/you? Multiple answers possible.	Bystander Friend/family Teacher Police..... Ambulance personnel/paramedics..... Doctor Nurse	01 02 03 04 05 06	

Q.N.	Question	Response	Code	Skip
		Fire brigade personnel.....	07	
		Other (Specify).....	08	
		Don't know	96	
		Refused	98	
			99	
226	After he/she/you was injured, was medical attention/ treatment sought outside of the household (e.g. at a health facility, hospital, clinic)?	Yes.....	01	232
Seeking medical care (WHO 1.4.1)		No.....	02	
		Don't know	98	
		Refused	99	
227	How did the injured person/you get to the health facility for treatment of his/her injuries?	By foot	01	
Transport to health facility (Adapted from WHO 1.15.3)		By private car	02	
		By taxi.....	03	
		By public transport	04	
		By ambulance	05	
		By bicycle.....	06	
		By animal cart	07	
		By helicopter/aeroplane.....	08	
		By stretcher/doko (basket).....	09	
		Other (specify).....	96	
		Don't know	98	
		Refused	99	
228	How long did it take for the injured person/you to get to the health facility from the time of injury?	Less than 1 hour	01	
Transport time (WHO 1.15.4)		1-2 hours.....	02	
		3-6 hours.....	03	
		7-9 hours.....	04	
		10-12 hours.....	05	
		13-24 hours.....	06	
		More than 24 hours.....	07	
		Don't know	98	
		Refused	99	
229	Where did the injured person/you first go for medical treatment for his/her injury?	Govt. Service		
Place of medical care (Adapted from WHO 1.4.2)		Govt. Hospital.....	01	
		PHC clinic.....	02	
		Health post	03	
		Sub Health Post	04	
		PHC outreach	05	
		Mobile clinic.....	06	
		Non-Govt. Service		
		Ayurvedic centre	07	
		ADRA	08	
		Nepal Red Cross.....	09	
		UMN.....	10	
		Other NGOs.....	11	
		Private medical sector		
		Private hospital/clinic/nursing home		
		Pharmacy	12	
		Traditional health centre	13	
		Other (specify).....	14	
		Don't know	96	
		Refused	98	
			99	

Q.N.	Question	Response	Code	Skip	
230 Admission to hospital/health facility (WHO 1.4.3)	Was/were the injured person/you admitted to a hospital ward or health facility for treatment of his/her/your injury?	Yes..... No..... Don't know..... Refused	01 02 98 99	232	
231 Length of hospital stay (WHO 1.4.4)	How many days did the injured person/you stay in the hospital for treatment of his/her injury?	<input type="text"/> <input type="text"/> months and <input type="text"/> <input type="text"/> days Don't know	98		
B4. BURN INJURY TREATMENT (If Check 2 = 06 (Burn) proceed with Q232, or else go to Q237)					
232	Was cool, running water applied to the burned area for first aid?	Yes..... No..... Don't know	01 02 98 99		234
233	If cool, running water was applied to the burned area, for how long was this carried out (minutes)?	<input type="text"/> <input type="text"/> <input type="text"/> minutes Don't know	98		
234	Was another home-based treatment used as first-aid?	Yes..... (Specify) No..... Don't know	01 02 98 99		
235	Refer to Q229 if any sort of care was sought Did a relative or friend accompany the person with the burn injury/you to the health facility?	Yes No..... Not applicable Don't know Refused	01 02 08 98 99		
236	Refer to Q230 if the injured person was admitted to the hospital If the person with the burn injury /you was admitted to a hospital or health facility did they have any operations?	Yes..... No..... Not applicable Don't know Refused	01 02 08 98 99		
B5. IMPACT OF INJURY – IMPAIRMENT AND DISABILITY					

Q.N.	Question	Response	Code	Skip
237 Effect on usual activities (WHO 1.5.1)	As a result of the injury, did the injured person/you suffer any impairment that prevented him/her from performing his/her usual activities (e.g. going to work or school, doing housework, playing etc.) for one or more days?	Yes..... No..... Don't know Refused	01 02 98 99	
238 Return to normal activity (WHO 1.5.2)	Since the injury occurred, has/have the injured person/you been able to return to his/her normal activities?	Yes, fully..... Yes, but only partially No..... Don't know Refused	01 02 03 98 99	238a 238b
238a	If yes,fully, then after how long?	<input type="text"/> <input type="text"/> months & <input type="text"/> <input type="text"/> days		
238b	If yes,but only partially, then after how long?	<input type="text"/> <input type="text"/> months & <input type="text"/> <input type="text"/> days		
239 Physical disability (WHO 1.3.1)	If the injury happened more than 6 months ago Did the injured person/you suffer a physical disability as a result of being injured?	Yes..... No..... Injury happened less than 6 months ago..... Don't know Refused	01 02 08 98 99	241
240 Nature of disability (Adapted from WHO 1.3.2)	In what ways was the injured person/you physically disabled? Multiple answers possible.	Unable to use hand or arm..... Difficulty using hand or arm Unable to use legs..... Difficulty to use legs/Walk with a limp Loss of hearing..... Loss of vision Weakness or shortness of breath..... Inability to remember things Inability to chew food Other (specify)..... Don't know Refused	01 02 03 04 05 06 07 08 09 96 98 99	
B6. ECONOMIC IMPACT OF INJURY				
241 Loss of employment (WHO 1.5.3)	Did the injured person/you lose his/her job as a result of being injured?	Yes..... No..... Not working at time of injury..... Don't know Refused	01 02 08 98 99	
242 Loss of job - household member (Adapted from WHO 1.16.3)	Did anyone in the household lose days of work or school to take care of the injured person/you?	Yes..... No..... Don't know Refused	01 02 98 99	242a
242a	If yes, then specify	<input type="text"/> <input type="text"/> months & <input type="text"/> <input type="text"/> day		
243	Did the usual household income (money coming in, not	Yes..... No..... Don't know	01 02 98	

Q.N.	Question	Response	Code	Skip
Decline of household income (WHO 1.16.1)	expenditures) decline as a result of the injury event?	Refused	99	
244 Decline in food consumption (WHO 1.16.2)	Did the usual household food consumption decline as a result of the injury event?	Yes..... No..... Don't know	01 02 98	
245 Loans to pay for medical treatment (WHO 1.16.4)	Did the household have to borrow money to take care of the injured person/you?	Yes..... No..... Don't know	01 02 98	
246	Did the household have to depend on charity to take care of the injured person/you?	Yes..... No..... Don't know	01 02 98	
247 Selling possessions (WHO 1.16.5)	Did the household have to sell anything to pay for medical treatment for your/ the injured person or make up for loss of income?	Yes..... No..... Don't know	01 02 98	
		Refused	99	

Thank you very much for your valuable time and information.

C. List of Logistics

Logistics for Field Researchers (20)				
Category	Items		Total Qty Required	Qty: Per person
Non-consumable	<i>Bag</i>	<i>Refundable</i>	20	1
	<i>HERD Jacket</i>	<i>Refundable</i>	20	1
	<i>Sleeping Bag</i>	<i>Refundable</i>	20	1
	<i>Umbrella</i>	<i>Refundable</i>	20	1
	<i>Raincoat</i>	<i>Refundable</i>	20	1
	<i>Torch</i>	<i>Refundable</i>	20	1
	<i>Battery (pair)</i>	<i>Refundable</i>	20	1
	<i>Clip Board</i>	<i>Refundable</i>	20	1
	<i>Tablets with charger</i>	<i>Refundable</i>	20	1
	<i>Power bank</i>	<i>Refundable</i>	10	1
	<i>ID Card holder</i>	<i>Refundable</i>	20	1
	<i>ID Card</i>	<i>Refundable</i>	20	1
	<i>Permanent marker</i>	<i>Refundable</i>	6 (Black)	
Stationery	<i>Ball Pen</i>		45	2 per person
	<i>Pencil</i>		25	
	<i>Sharper</i>		25	
	<i>Loose sheet (Copy)</i>		6	
	<i>Eraser</i>		25	
	<i>Plastic bag</i>		50	
	<i>My Clear Bag</i>		25(large)	
	<i>Field Note book</i>		25	1
	0.9 m stick		25 -	1
Medicines	First Aid Packet	<i>Refundable</i>	25	1

D. List of Field Researchers with Assigned District

S.N	Name	Assigned District
Team A	Mr. Bhim Pd. Neupane (Team Supervisor)	Nuwakot
	Ms. Kunti kumari Rijal	
	Ms. Sangam lama Tamang	
	Ms. Karuna Dangol	
Team B	Mr. Jay Krishna Neupane (Team Supervisor)	Nuwakot
	Ms. Trisha Manandhar	
	Ms. Anita Budha	
	Ms. Akshata Shrestha	
Team C	Mr. Yujan Karmacharya (Team Supervisor)	Nuwakot
	Ms. Sapani Gurung	
	Ms. Anu Khadka	
	Mr. Mausam Shrestha	
Team D	Mr. Sanjib Rijal (Team Supervisor)	Nuwakot
	Ms. Kopila Khadka	
	Ms. Bishnu Shah	
	Mr. Chatur Timilasina	
Team E	Ms. Indira Anu Upreti (Team Supervisor)	Rasuwa
	Mr. Arun Kumar Nepali	
	Ms. Asmita Thapa Magar	
	Mr. Kamal Prasad Pokharel	

**COMMUNITY BASED INJURY SURVEY WITH BURNS MODULE:
PILOT FIELD TEST**

**FIELD MANUAL
2016**



DEVELOPED AND EXECUTED BY

HERD INTERNATIONAL

PO Box 24133, Kathmandu Nepal

Tel: +977 (0)14238045; 4102072

Fax: +977(0)14102016

www.herdint.org.np

TABLE OF CONTENTS

1 Background.....	1
2 Overall Purpose of the Study	1
2.1 Important Contacts.....	1
3 Methodology	2
3.1 Selection of the study districts.....	3
3.2 Selection of clusters.....	3
3.3 Selection of households.....	4
3.4 Mapping and listing the household	4
3.5 Interval Sampling and Interviewing Process	6
3.6 Study population:	6
4 Tools and Techniques.....	7
5 Key Operational Definition.....	8
6 Field Implementation Modalities	9
7 Roles and Responsibilities	11
8 Supervision and Monitoring.....	11
8.1 Monitoring and Communication Desk	12
9 Administrative matters	12
10 Safety protocol	12
11 Conducting an Interview	13
11.1 Building Rapport with the Subject/Respondent	13
11.2 Make a good first impression.	13
11.3 Obtain subject(s)'/respondent(s)' consent to be interviewed.....	13
11.4 Always have a positive approach.	13
11.5 Assure confidentiality of responses.	14
11.6 Answer any questions from the subject/respondent frankly.....	14
11.7 Interviewing the subject/respondent alone or in group.....	14
12 Tips for Conducting the Interview	14
12.1 Be neutral throughout the interview.	14
12.2 Never suggest answers to the subject/respondent.....	15
12.3 Do not change the wording or sequence of questions.	15
12.4 Handle hesitant subjects/respondents tactfully.....	15
12.5 Do not hurry the interview.	15
13 Frequent Mistakes made by Enumerators	15
14 What to do for completed questionnaires?	16

15 Troubleshooting	17
16 Survey Norms.....	18
17 Reporting templates	18
18 Household questionnaire	19
Annex 1	34
Contact List.....	34

1 Background

Many low-income countries do not have evidence from robust community-based surveys to estimate the burden of injury-related deaths and morbidity (1). Injury experts have recommended the use of such surveys for increasing the knowledge-base to inform appropriate burns prevention strategies (2,3). The World Health Organization (WHO) Guidelines for Conducting Community Surveys on Injuries and Violence (2004)1 includes a standardized tool for the systematic collection of injury data but this tool gathers limited information about risk factors for burn injury.

In 2013/14 the Global Alliance for Clean Cookstoves (GACC) Working Group on Burn Data developed a list of potential domains and questions for a community-based survey of burn injury in low- and middle-income countries. Dr Hilary Wallace was invited to consolidate the suggestions from the working group into an expansion of the WHO Guidelines1. This draft document was presented to a meeting of burn injury experts with the GACC in Washington DC (May 2014). The new tool enables the collection of data about the rate of burn injuries in the community (mortality and morbidity), household hazards and risk factors for burn injury, health-seeking behaviour, treatment of burn injury and the impact of burn injury.

2 Overall Purpose of the Study

The objective of the study is to undertake a field test (pilot test) of the community-based injury survey with burn injury module in Nepal. This field test will conduct the injury survey at an operational scale in a real-world context and generate pilot data. Most importantly the field testing will provide guidance for future large-scale surveys (operational practicality, performance of questions). The analysis of the pilot data will provide some estimates of injury rates.

2.1 Important Contacts

The contact details of the members of the Community-based Injury Survey with Burns Module – Pilot field test is provide below. In case you are in the field and need advice, please contact a member of the study team.

Name of funding Organization

The United Nations Foundation

<http://www.unfoundation.org>

Health International

Dr. Sushil Baral

Tel: 01-4238045/4102072 (office)

Mobile: 9081033266 (Ncell); 9851068940 (Nepal Telecom)

Email: sushil@herdint.com

sushilbaral@outlook.com

Mr. Uden Maharjan

Tel: 01-4238045/4102072 (office)

Mobile: 9841700845

Email: uden.Maharjan@herd.org.np

Ms. Sangeeta Khimbanjar

Tel: 01-4238045; 4102072 (office)

Mobile: 9741311020

Email: sangeeta.khimbanjar@herd.org.np

The University of Western Australia

Dr Hilary Jane Wallace

Email: hilary.wallace@uwa.edu.au

Operational Team

Mr Homnath Subedi

Tel: 01-4238045/4102072 (office)

Mobile: 9851092214

Email: homnath.subedi@herd.org.np

Mr Ramesh Pathak

Tel: 01-4238045/4102072 (office)

Mobile: 9841835229

Email: ramesh.pathak@herd.org.np

3 Methodology

3.1 Selection of the study districts

Nuwakot and Rasuwa districts from the Central Development Region were purposively selected. The household use of biomass/firewood in these districts are: 89.8% in Nuwakot and 89.6% Rasuwa. Also, the Central region represents 50% of the fire-related injuries in Nepal (NHRC, 2009). Nuwakot is a hill district and Rasuwa is a mountain district.

3.2 Selection of clusters

A cluster is a group of households in the same geographical area. In this survey, ward is considered as a cluster. The clusters were selected using the method of probability proportionate sampling relative to the number of households as determined by the 2011 Census.

Subsequently, the sampling frame included 68, 935 households from 736 clusters from two districts. Thirty clusters were then selected using probability proportionate to the number of households.

In this survey, we have 30 clusters which is presented in the table below:

Name of VDC with clusters and district:

District	Cluster #	VDC	Ward No.	HH Size
Nuwakot	1	Balkumari	7	55
	2	Betini	6	42
	3	Bidur Municipality	2	269
	4	Bidur Municipality	5_A	246
	5	Bidur Municipality	9_B	203
	6	Bungtang	5	30
	7	Chaughada	2	110
	8	Dangsing	2	104
	9	Duipipal	7	296
	10	Gaunkharka	3	58
	11	Ghyangphedi	6	79
	12	Kabilas	1	113
	13	Halde Kalika	1	78
	14	Kaule	5	115

District	Cluster #	VDC	Ward No.	HH Size
	15	Khanigaun	2	93
	16	Kumari	5	305
	17	Madanpur	1	188
	18	Mahakali	6	59
	19	Okharpauwa	2	85
	20	Ralukadevi	6	134
	21	Samari	1	91
	22	Samundratar	8	43
	23	Suryamati	1	102
	24	Taruka	8	112
	25	Thaprek	2	94
	26	Urleni	5	83
Rasuwa	27	Dandagoun	7	205
	28	Laharepouwa	1	203
	29	Ramche	5	55
	30	Timure	4	33

3.3 Selection of households

1080 households' needs to be included in this Community-based Injury Survey (based on the resource and time availability; not based on the prevalence of injury and burn). From each cluster we need to select 36 households.

The selection of the households needs to be done by doing interval sampling as explained below.

3.4 Mapping and listing the household

Step 1: The DC and the team is responsible for drawing a map showing the location of all household in the cluster. This can be done in consultation with health workers or other key informants in the cluster: Female Community Health Volunteer (FCHV); Local social worker, Village Health Worker, Local Shopkeeper; School teacher, and other people who has a good understanding of the local context. DCs and enumerators will walk through the identified cluster to get an understanding of the context and organise a meeting with the key informants (listed above) in order to draw this map.

Step 2: The DC must find the total number of households in each clusters-a list including number of household will be derived from Census 2011 and provided to DC. The total number of households will then be divided by 36 in order to calculate the interval to be used in the interval sampling process. This number will remain constant throughout the study, even if more households are identified in the field. If major variation observed between the household number from Census and local mapping, the DC should verify the number several times and take the appropriate number to calculate the sampling interval.

Note: *Each cluster needs to have at least 72 households (36 x 2) for doing interval sampling of the household. In case of cluster having less than 72 households, merge with the neighbouring wards to make one cluster.*

Step 3: Draw a map of the Cluster and the location of households:

- Ask the key informants to help you to draw a map of the cluster. Where this includes several wards you will need to combine the information from different wards from each key informant as relevant. If required additional advice on the location of landmarks and houses can be taken from local shop keepers etc.
- The map must show approximately where **ALL** houses are located. NB these maps will be used to inform the interval sampling to make sure that no houses are missed when counting the interval between households to be interviewed.
- Make sure the map includes **all landmarks** that will help the enumerators locate the households. For example, include the health facilities, shops, temples, notable geographical features etc. You will need to make your map as clear as possible to assist the enumerators in locating households.
- If you are in an area with very remote households and settlements, households in the area. Keep checking whether households have been missed by asking the key informants: "this area of the map looks blank – are you sure there are no households here?"
- In remote areas, enumerators can also show their map to households after interview and double check whether any households have been missed off the map.
- Enumerators can add in households and local feature once they begin the data collection.

The missing households need to be included when counting the sample interval.

At the end of this initial phase you will need to have:

- The interval to be used in each cluster in the district
- Cluster map showing approximate location of all households

3.5 Interval Sampling and Interviewing Process

Step 1: The DC and the team will choose a house randomly. This will form the starting point of the interval sampling (HH 1 in the example below). The enumerators will then interview household members.

Step 2: Using the map drawn in the first phase, the enumerator will then count the number of houses following the pre-specified interval and then interview that household. E.g. if the interval is 3, the enumerator will start counting from the house they have just conducted the interview and count on 3. When they reach the 4th house they will interview HH members as specified.

For Example: If the number of HHs is 100 and the sample required is 36, then the interval is $100/36 = 2.78 \sim 3$.

NB: If no-one is available in the household to be interviewed, the enumerators take the neighbouring household in the forward direction. But if there is no one in the last household, then the enumerator should move in background direction to interview the preceding household.

3.6 Study population:

For the household questionnaire: Head of the household or any knowledgeable person of the household 18 years of age.

For Injury module questionnaire

- Injury victim (if present at time of interview, current age ≥ 18 years and is able to understand and/or respond to the questions)
- Another knowledgeable HH member (proxy) if victim < 18 years, is not present, or is unable to understand and/or respond to the questions.

In summary,

Total Household interview: 1,080

Total number of Cluster: 30

Total Household per cluster: 36

4 Tools and Techniques

A set of tool is used for this survey. The required information for this study should be collected by using the predesigned questionnaire by interviewing the relevant subjects who are the target population for this study. Electronic data collection in tablet will be done for this survey. Direct face to face interview will be used for the process of data collection.

Tools	Techniques	Subjects/Respondents
Household Questionnaire	Interview	Household head or any knowledgeable person of the household 18 years of age or over.
0.9 Metre Stick	Measurement	To assess the height of the stove or fire from the ground

• DATA COLLECTION PROCEDURES:

- Each Field Researchers will be provided a tablet
- Hard copies for household survey tools will also be carried for back up

5 Key Operational Definition

Injury: An injury is any physical damage to the body such as a wound, bruise, burn, fracture, internal injury, poisoning or loss of consciousness due to a blow to the head or neck, suffocation/strangulation, and for this study it should **Serious enough to need medical treatment or to change their 'normal' activity for one or more days.**

Fracture (broken bone): Any bone of the body was broken. The broken bone may be under the skin or poking through.

Sprain or dislocation: Joint or muscle is damaged but no bones are broken (includes limbs, neck or back)

Cut, bite or other open wound: Skin is broken and there is usually bleeding.

Bruise or superficial injury: The skin changes colour (e.g. blue or purple) from damage, but it is not broken or bleeding.

Burn: The skin is damaged by something hot (hot liquid, flames/fire, hot object), electricity or chemicals

Poisoning: A harmful substance is swallowed or comes into contact with the skin

Concussion/head injury: A blow to the head causes dizziness, confusion or unconsciousness (Note: this does not include facial injuries – these should be recorded as cuts, bruises, fractures etc)

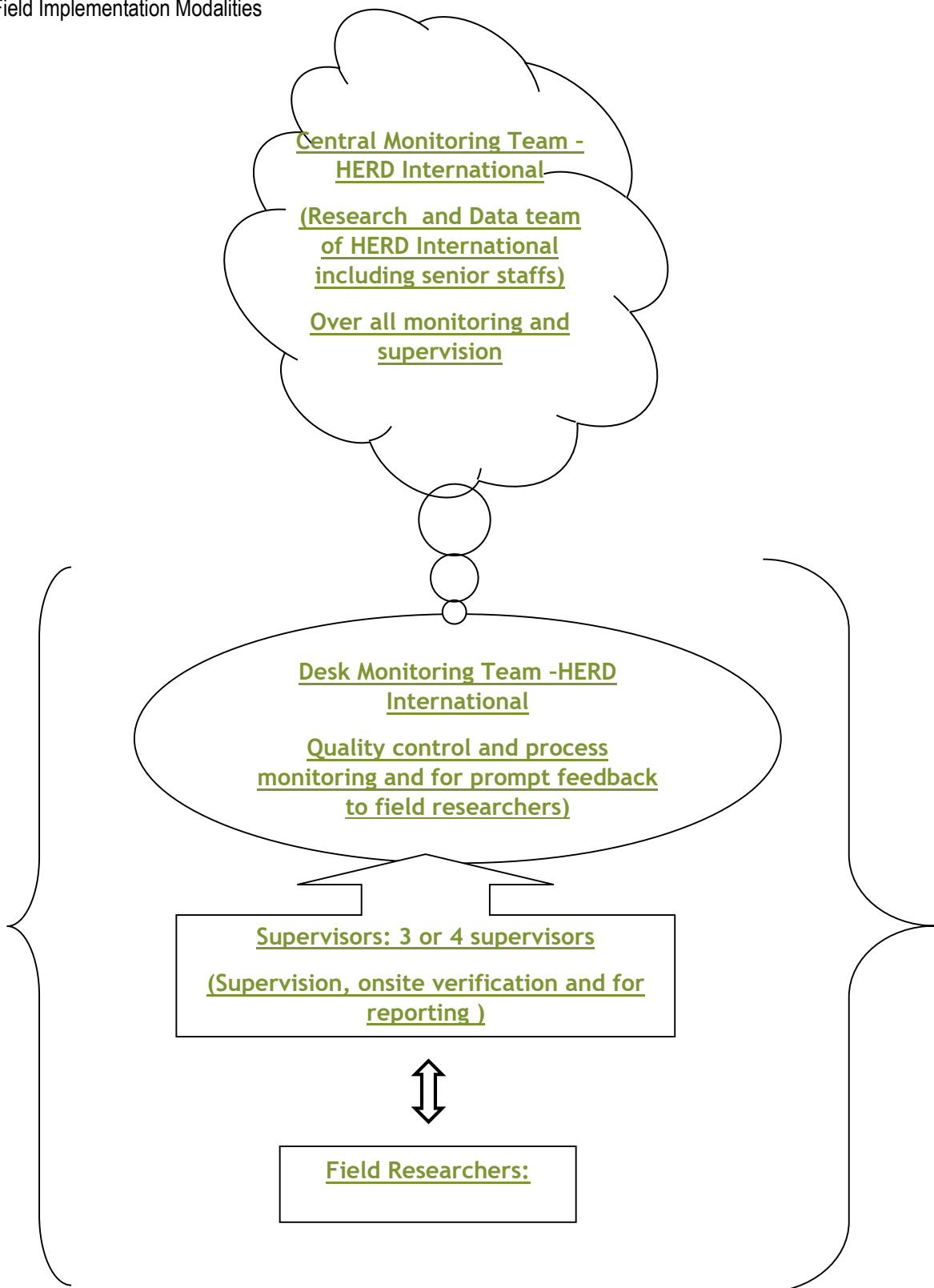
Internal injury/internal organ injury: Damage to the inside organs of the body – the skin may be intact or broken.

Suffocation: The person cannot breathe because air cannot get into the body

Cookstove: Any kind of stove used for cooking. It could be open fire stove or improved cook stove.

Space heating/heater: Any method or instrument used to make the house or rooms warm.

6 Field Implementation Modalities



7 Roles and Responsibilities

S.N.	Responsible person(s)/organization(s)	Activities
1.	United Nations Foundation	Financial support
2.	HERD International	<p>To provide technical support.</p> <p>To conduct onsite verification of data collection and supervisor's supervision procedures, quality of work, field questionnaire.</p> <p>To provide support to both supervisors and field researchers in coordinating respective districts and authorities, and other logistic support as and when required.</p>
3.	Team Supervisor(s)/Field Monitor(s)	<p>Supervision and monitoring of the field researchers, editing and correcting filled questionnaire and reporting to the central team or to the monitoring team residing in the central office of HERD International about the daily progress, any issues and challenges faced. Safety, proper storage, and transportation of the tablets and/or filled questionnaire to the HERD International office are also other greater responsibilities of supervisors. In the case of paper questionnaires, supervisors have right to refusal in receiving the questionnaire filled by field researchers in case of errors, blank spaces in the questionnaire or have right to re-send field researcher for re-collection of data if there is any discrepancies or error in the data collected.</p>
4.	Field Researcher(s)/enumerator(s)	<p>To collect of data from the respective selected households.</p> <p>To make a good co-ordination with supervisors, to keep the tablets and/or questionnaires safe and to handover them to the supervisors.</p>

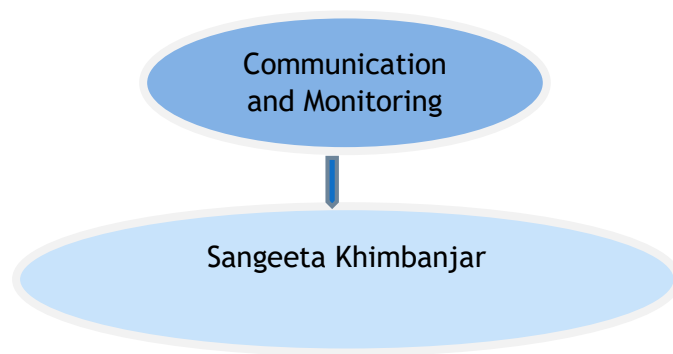
8 Supervision and Monitoring

A central supervision team consisting of HERD International team members will make regular spot-check visits to the district's respective communities to monitor the process and check the quality of the data being collected. A supervision checklist is available to support this process.

8.1 Monitoring and Communication Desk

A survey monitoring and communication desk will be established in HERD International central office. All team supervisors will report their daily progress to the desk. Two telephone lines (01 423 8045 and 01 4102072) will be open from 9:00 am to 5:00 pm. Other than office hours, field staff can contact in mobile numbers of study team.

For routine updates of the progress of the field work, contact Monitoring and Communication Desk of HERD International:



9 Administrative matters

Field expenses: All field staff will receive advance payment, at least 60% of their total estimated field cost, from HERD International prior to field departure. All travel and accommodation will have to be arranged by field team members as appropriate to local context. Cost for communication will be reimbursed at an appropriate rate.

10 Safety protocol

Your safety is of the utmost importance at all times. You must put your safety first when operating in the field and do not take risks.

1. Carry the emergency phone list with you at all times.
2. Carry a fully charged and working cell phone with you at all times.
3. Check in and check out with your supervisor. Every time that you go into the field you must call your supervisor prior to departure. You must confirm with your supervisor the following information:
4. Check out with your supervisor at the stated time.
5. Where you will be going that day. (The exact neighborhood and streets you plan to cover). If you deviate from this plan you **MUST** call your supervisor to update them on your location.
6. Who you will be working with.
7. Confirm the phone number of the cell phone that you are using.

8. When you expect to be done your fieldwork for the day, i.e. your check-out time to say you have completed your fieldwork. You MUST call your supervisor before this time! If you do not call your supervisor, they will call you. IT IS EXTREMELY IMPORTANT THAT YOU CHECK OUT WITH YOUR SUPERVISOR AT THE SPECIFIED TIME.
9. If at any time you do not feel comfortable in an interview and feel that your personal safety may be at risk, excuse yourself from the setting, thank the individual for their time, and say that you will be following up with them at a later date.
10. You can start field work early morning as appropriate. All fieldwork should be completed by the evening before it gets dark (you must return to your place of stay before dark). Do not conduct fieldwork in late evening or night under any circumstances.
11. Do not put your personal safety at risk. Take your time and exercise caution when in the field. Report immediately if any instances occur, be cautious and careful all the time.

11 Conducting an Interview

The art of interviewing develops with practice but there are certain basic principles that are followed by every successful interviewer.

11.1 Building Rapport with the Subject/Respondent

As an interviewer, your first responsibility is to establish a good rapport with a subject/respondent. At the beginning of an interview, you and the subject/respondent are strangers to each other. The subject's/respondent's first impression of you will influence their willingness to cooperate throughout the study period. Be sure that your manner is friendly as you introduce yourself. You will also be given a letter and an identification badge that states that you are working with HERD International.

11.2 Make a good first impression.

When you arrive at a household, do your best to make household members feel at ease. Show the letter provided by HERD International. With a few well-chosen words, you can put the household members in the right frame of mind for the interview. Open the interview with a smile and greeting such as "good afternoon" and then proceed with your introduction.

11.3 Obtain subject(s)/respondent(s)' consent to be interviewed.

Obtain a subject's/respondent's informed consent for participation in the survey before you begin an interview. Before starting the interview, explain the purpose of the survey and assure them that their participation in the survey is completely voluntary and that it is their right to refuse to answer any questions or stop the interview at any point.

11.4 Always have a positive approach.

Never adopt an apologetic manner, and do not use words such as "Are you too busy?" Such questions invite refusal before you start. Rather, tell the subject/respondent, "I would like to ask you a few questions" or "I would like to talk with you for a few moments."

11.5 Assure confidentiality of responses.

If the subject/respondent is hesitant about responding to the interview, explain that the information you collect will remain confidential, no individual names will be used for any purpose, and all information will be grouped together to write a report. Also, you should never mention other interviews or show completed questionnaires to the supervisor or field editor in front of a subject/respondent or any other person.

11.6 Answer any questions from the subject/respondent frankly.

Before agreeing to be interviewed, the subject/respondent may ask you some questions about the survey or how the households are selected to be interviewed. Or they might be more concerned about the length of time of interview. At this time, be direct and pleasant when you answer.

Subjects/respondents may ask questions or want to talk further about the topics you bring up during the interview. It is important not to interrupt the flow of the interview so tell them that you will be happy to answer their questions or to talk further after the interview.

11.7 Interviewing the subject/respondent alone or in group.

In general, the presence of a third person during an interview can prevent you from getting frank, honest answers from a subject/respondent. It is, therefore, very important for you to decide whether to conduct the interview privately (alone) or in a group and that all questions be answered by the subject/respondent. In case of private interview, if other people are present, explain to the subject/respondent that some of the questions are private and ask to interview the person in the best place for talking alone. Sometimes asking for privacy will make others more curious, so they will want to listen; you will have to be creative. Establishing privacy from the beginning will allow the subject/respondent to be more attentive to your questions.

In case of this study, household members might be together in a household at the time of visit and might have been together even during the earthquake, too, so you may conduct the interview in other household members' presence, too, if the subject/respondent feels comfortable about it.

12 Tips for Conducting the Interview

12.1 Be neutral throughout the interview.

Most people are polite and will tend to give answers that they think you want to hear. It is therefore very important that you remain absolutely neutral as you ask the questions. Never, either by the expression on your face or by the tone of your voice, allow the subject/respondent to think that he/she has given the "right" or "wrong" answer to the question. Never appear to approve or disapprove of any of the subject's/respondent's replies.

If the subject/respondent gives an ambiguous answer, try to probe in a neutral way, asking questions such as the following:

"Can you explain a little more?"

“I did not quite hear you; could you please tell me again?”

“There is no hurry. Take a moment to think about it.”

12.2 Never suggest answers to the subject/respondent.

If a subject's/respondent's answer is not relevant to a question, do not prompt him/her by saying something like “I suppose you mean that. . . Is that right?” In many cases, he/she will agree with your interpretation of his/her answer, even when that is not what he/she meant. Rather, you should probe in such a manner that the subject/respondent himself/herself comes up with the relevant answer. You should never read out the list of coded answers to the subject/respondent, even if he/she has trouble answering.

12.3 Do not change the wording or sequence of questions.

The wording of the questions and their sequence in the questionnaire must be maintained. If the subject/respondent has not understood the question, you should repeat the question slowly and clearly. If there is still a problem, you may reword the question, being careful not to alter the meaning of the original question. Provide only the minimum information required to get an appropriate response.

12.4 Handle hesitant subjects/respondents tactfully.

There will be situations where the subject/respondent simply says, “I don't know,” gives an irrelevant answer, acts very bored or detached, or contradicts something they have already said. In these cases, you must try to re-interest them in the conversation. For example, if you sense that they are shy or afraid, try to remove their shyness or fear before asking the next question. Spend a few moments talking about things unrelated to the interview (for example, their town or village, the weather, their daily activities, etc.).

If the subject/respondent is giving irrelevant or elaborate answers, do not stop them abruptly or rudely, but listen to what they have to say. Then try to steer them gently back to the original question. A good atmosphere must be maintained throughout the interview. The best atmosphere for an interview is one in which the subject/respondent sees the interviewer as a friendly, sympathetic, and responsive person who does not intimidate them and to whom they can say anything without feeling shy or embarrassed.

12.5 Do not hurry the interview.

Ask the questions slowly to ensure the subject/respondent understands what is being asked. After you have asked a question, pause and give the subject/respondent time to think. If the subject/respondent feels hurried or is not allowed to formulate their own opinion, they may respond with “I don't know” or give an inaccurate answer and talk about irrelevant stuff. If you feel the subject/respondent is answering without thinking just to speed up the interview, say to the subject/respondent, “There is no hurry. Your opinion is very important, so consider your answers carefully.”

13 Frequent Mistakes made by Enumerators

- A. Filter – Make sure to refer to the earlier response.
- B. Reading the question – lost eye contact, questions not internalized.
- C. Questions are long and found difficulty to ask the question. This is due to lack of internalization of the question. Should follow the steps of the question. Read the question carefully, if necessary many times. Tick always “We can do.”
- D. Reading the instruction written for a question that is meant for interviewer only. Do not, in any case, read them aloud. Sometime even “if necessary observe the toilet” was also read.
- E. Often the answers are read out to the subjects/respondents. The options in the right hand side of the questionnaires are not meant to be read aloud. If they are meant to be read, they will be kept on the left hand side and instructed to read aloud.
- F. Taking too much time to ask the question and recording the answer.
- G. Using acronyms. Rather use the full forms.
- H. Often seeing watch or mobile phone. May be due to lack of confidence.
- I. Not revisiting the questionnaire after completing the interview. Should quickly go through the responses to find out if there are any gaps. It will help to fill up the gaps instantly.
- J. Not acknowledging subject/respondent for his/her cooperation after completion of interview. Formally leave the household with formal greeting and thank for their time and contribution.

14 What to do for completed questionnaires?

It is the responsibility of the interviewer (supervisors/field researchers) to review each questionnaire when the interview is finished. This review should be done before you leave the spot so that you can be sure every appropriate question was asked, that all answers are clear and reasonable, and that your text/number inputs, if any, are correct. After that all completed and saved questionnaires must be sent to HERD International; in the case of paper questionnaires, consent forms must be placed tied and sealed in plastic bags.

In the situation where you have to use a paper questionnaire, do not recopy questionnaires. As long as the answers are clear and readable, it is not necessary that the questionnaire itself be neat. Every time you transcribe the answers to a new questionnaire, you increase the chance of an error. For this reason you are not allowed to use work sheets to collect information. Record ALL information on the questionnaires provided. Any calculations you make should be written in the margins or on the back of the questionnaires.

Anything out of the ordinary should be explained in your field diary, or in the comments sections (for paper based questionnaires, in the margins near the relevant question or in the comments section at the end), or in the remarks section in case of tablet based questionnaire. These comments are very helpful to the supervisor and field editor in checking questionnaires. Comments are also read in the office and used to resolve problems encountered during data entry.

If you take the tablet and/or filled questionnaires to the place where you are staying in the evening ensure that they are in a safe and secure location, such as a desk drawer. Do not leave the tablet and/or filled questionnaire in a communal location where they are accessible to other persons not involved in the study and could be mistaken as mail and opened. You are responsible to ensure that the tablet and/or questionnaire remain sealed, are kept safe, and the participants confidentiality is maintained. Submit the filled questionnaire to Supervisors as soon as possible. If you do not have wifi, ensure the questionnaires are saved on your device and submit them as soon as you are in a wifi zone. In case of paper based questionnaires, if travel distance to reach to supervisors is too long and unable to submit immediately after collection, keep the completed questionnaires until another responsible person of the survey team collects from you.

15 Troubleshooting

During the time of fieldwork, you may come across some problematic situations. Below, you will find some outlines how to react in specific situations. Always seek the assistance of a cluster supervisor or a team member if you encounter additional problems.

The subject/respondent refuses to participate in the research

In case the respondents' refusal to participate, do not push them to do so and do not ask them why they are refusing for the same. You should thank them for their time and leave.

The subject/respondent asks for money

It is not possible to offer respondents payment for their participation in the interview. In case a subject/respondent asks for money, you should explain that you cannot offer this but their participation is very valuable for the research. Accept it if they decline participation on the ground of not being offered payment for it.

The subject/respondent is hesitant about giving financial information

Make sure that you ask those questions in a sensitive way. If he/she is concerned about giving this information, reassure him/her that their answers will be treated confidentially. Explain that information will not be used for other purposes than this study and no one will know about it.

The subject/respondent is rude

In this case, do not respond to the rudeness, but remain patient and neutral. If the subject/respondent is being offensive and you want to end the interview, do this in a polite manner. Please let a member of the team know in case this happens.

The subject/respondent does not understand a question

Read out the question again in the way it is written in the questionnaire. In case the subject/respondent asks for more clarification, you may rephrase that question in a simpler language. However, it is important that the meaning of the question is not changed. Accuracy of answers will depend on the skills of data collectors. Problems may arise from rephrasing questions so it is important that the interviewer read each question as it is written, but not the responses unless specified on the questionnaire.

16 Survey Norms

- Except for illnesses, any person who is absent from duty during any part of the training or any part of the fieldwork (whether it is a whole day or part of a day) without prior approval from his/her supervisor may be dismissed from the survey. Supervisor must inform to the central team of HERD International.
- Throughout the survey training and the fieldwork period, you are representing HERD International. Your conduct must be professional and your behavior must be congenial in dealing with the public. We must always be aware of the fact that we are only able to do our work with the good will and cooperation of the people we interview. Therefore, any team member who is consistently overly aggressive, abrupt, or disrespectful to the people in the field may be dismissed from the survey team.
- For the survey to succeed, each team must work closely together, sharing in the difficulties and cooperating and supporting each other. We will attempt to make team assignments in a way that enhances the cooperation and good will of the team. However, any team member who, in the judgment of the study central team, creates a disruptive influence on the team may be dismissed from the survey.
- It is critical that the data gathered during the fieldwork be both accurate and valid. To control for inaccurate or invalid data, spot checks will be conducted. Interviewers may be dismissed at any time during the fieldwork if their performance is not considered adequate for the high quality this survey demands.
- Don't forget to take informed consent before the conduction of an interview.
- The interviewer should be familiar with all the questions and responses choices of the questionnaire.
- The interviewer should listen carefully to the responses provided by the subject/respondent, and record the response by ticking the most appropriate boxes or filling in the blanks as instructed.
- Responses should be marked right away on the questionnaire. Frequent responses that are not included in the options provided should be identified and mentioned to supervisors.
- Any unusual circumstances for a specific subject/respondent should be written on the questionnaire (e.g., elderly subject/respondent unable to hear well or multiple people in the household answering the questions).
- Before entering into a new section, inform subjects/respondents about the section, for instance, "Now, I would like to take some information about structural and non-structural causes for injuries and deaths."
- Proceed ahead with the questionnaire if subject/respondent agreed to be interviewed, otherwise, end this interview and start interview with another subject/respondent.

17 Reporting templates

- Daily Activity Sheet: Daily activity sheets will be provided to all field researchers, including the supervisor, and everyone needs to fill these sheets clearly on a daily basis.
- Recording Sheet: Recording sheets will be provided to the supervisor of each team, and he/she will be responsible to fill this sheet precisely on a daily basis.

18 Household questionnaire

Questionnaire Details

[NOTE: Please swipe right on the tablet's screen to go to the next page, and swipe left to go to the previous page. Some questions appearing in a page are mandatory to be answered so you cannot go to the next page unless you fill or answer that question/s.]

Informed Consent	
Read out the informed consent to the subject/respondent before you start the interview, and ask him/her whether you can start the interview. If yes, select 'Yes' and swipe right to proceed further; if no, thank him/her for his/her time and select 'No' and swipe right to wrap the interview.	
Note: if you select 'No', the questionnaire will end and you will be asked to enter the details from the "interviewer's visit records" (as from below) and then ask you " save and exit " the when you swipe right	
INTERVIEWERS VISITS RECORD	
Interview Date	Select the date from the calendar on the screen
Name of interviewer	Enter your name
Result	Select one option from the list. Note: Depending on your experience with the interview, you may only be able to complete this question at the very end.

Interviewer's visits record

Record day, month and year of first (this is enough in case of completed interview in first visit), second and/or third interview dates in case of repeated visits.

Enter your name on Name of Interviewer section, and please type/mention any kind of limitations in carrying out the interview or any points needing attention on a space given on Interviewer's Remark section.

Select one of the results given as choices.

QN	Questions	Instruction
1	Name of District	Select one of the two districts (Rasuwa and Nuwakot) from the choices given.
2	Name of Municipality/VDC	Select one VDC/Municipality from the list provided Note: Only the VDCs of the district you selected in QN 1 will appear.
3	Ward number	Enter the ward number of sampled VDC
4	Name of the household head	<ul style="list-style-type: none"> Enter the name of household Head <p><u>Note:</u> Head of household is the member of household who is managing household activities and takes the decisions as well as responsibility in all household related matters. The Head can be either sex – male or female.</p>
5	Sex of HH head	Enter the sex of household head.
6	Name of the Respondent	Please enter the name of respondent in this question <u>Note:</u> Respondents is the person who gives a response or answer to a question that is asked especially as part of a survey. Respondent: Senior female or any knowledgeable person of the household 18 years of age or over.
7	Age of the respondent	Ask and enter the <u>completed age</u> of the respondent
8	Sex of the respondent	Enter sex of respondents. The respondent can be either male or female.
<p>Section A: Household Module</p> <p>Question objective:</p> <ul style="list-style-type: none"> To describe household demographic characteristics To identify household burn injury hazards To estimate mortality rate due to injury in the community To estimate the incidence of injuries in the community [Key indicators: incidence of road traffic accident; falls; burns; poisonings] <p>Respondent: Household head or any knowledgeable person of the household 18 years of age or over.</p>		
101 Caste/ Ethnicity	What is your caste/ethnicity?	Select the ethnicity from the list provided in the tablet-PC (tools). Please remember that we want ethnicity not the surname in this question. For example, if surname of household head is Bhattarai then choice Brahmin/chettri option from the list

QN	Questions	Instruction
		provided. You will be provided ethnicity code for this question.
102_PPI1 Household size	How many household members are there?	Select the number of household members from the list provided in the tablet-PC. <u>Note</u> A person is counted as a household member if they live, eat and share income & expenses with other household members, and they have done so for the past six months; or intend to do so for the next six months. Newborns or newly married into the family people should count as members, even if they have not lived in the house for six months. Hired help, those who do not share meals, and those who have left the house permanently at the time of interview DO NOT count.
102_PPI2 Income source	In what type of job did the male head/spouse work the most hours in the past seven days?	Select the type of job from the list provided in the tablet-PC. <u>Note:</u> The head of household runs the household and oversees income/expenses/finances. This can be a man or woman, but this question is asking specifically about the male. If the person who oversees finances no longer lives in the household (is a migrant worker for example), the enumerator should make their best determination as to who the head is. If the head of household is a female, and has no spouse, option 'A' should be selected. The 'past seven days' refers to the seven days prior to the interview. A wage earner is a paid worker, a self-employed person is invested in their own business
102_PPI3 Bedrooms	How many bedrooms does your residence have?	Select an option provided in the tablet-PC. <u>Note:</u> Only count rooms exclusively used for sleeping. If a household is made up of multiple buildings, count all rooms used only for sleeping in all of the buildings.
102_PPI4 Outside walls	Main construction material of outside walls?	Select an option provided in the tablet-PC. If select ' others ', enter the responses by swiping right <u>Note:</u> This question only refers to the outside walls of the household itself and not any compound or boundary walls that surround the household. Observe the walls.

QN	Questions	Instruction
102_PPI5 Roof material	Main material roof is made of?	Select an option provided in the tablet-PC. If select ' others ', enter the responses by swiping right Note: This question only refers to the main construction material used in roof of household hold. Thatch: dried straw, reeds, etc. used for making a roof; a roof made of this material. Tiles: A flat, usually square, piece of baked clay, carpet or other material that is used in rows for covering walls and floors Wood/planks: Board made by sticking thin layers of wood on top of each other. Observe the main material roof. Concrete/cement: It is a composite building and construction material, used mainly in roofing and facade products because of its strength and durability.
102_PPI8 Toilet	What type of toilet is used by your household?	Select an option provided in the tablet-PC. Note: <u>If household members do not have toilet or have no habits of using toilets then also select option 1.</u> A communal latrine is used by more than one household and is usually very rudimentary. A household flush is a toilet used only by the household, which washes away waste using a machine or bucket, to a sewage system or septic tank.
102_PPI9 Phones	How many telephone sets/cordless/mobile does your household own?	Select an option provided in the tablet-PC.
102_PPI10 Land	Does your household own, sharecrop-in, or mortgage-in any agricultural land? If yes, is any of it irrigated?	Select an option provided in the tablet-PC. Note: Agricultural land refers to fields, uplands, lowlands, etc that are used for agriculture. Kitchen gardens and the land which the household own doesnot count. Share cropped-in land is used by the household in exchange for dividing the harvest with the landlord. Mortgaged-in land is used by the household in exchange for a fixed cash payment (rent). Irrigated land is watered by human effort, other than rain or ice melt.
103	Where is your family living since the earthquake?	Select an option provided in the tablet.
A2. Household energy use and supplementary information		

QN	Questions	Instruction
"The next questions are about cooking and the types of fuel and energy sources you use in the home."		
106	What type of stove did your household mainly use for cooking?	Select an option provided in the tablet-PC. If select ' others ', enter the responses by swiping right If select option' 4 ', it will skip to QN 111 otherwise it will skip to next question
107 Cooking fuel	What type of fuel does your household mainly use for cooking?	Select an option provided in the tablet-PC. If select ' others ', enter the responses by swiping right If select option' 1 ', it will skip to QN 111 and if select option ' 2 to 5 ' it will skip to QN 108 when you swipe right Note: Coal is a flammable black hard rock used as a solid fossil fuel. Charcoal is a lightweight, black residue, consisting of carbon and any remaining ash. Charcoal is usually produced by the heating of wood. Biogas (Gobar Gas): It is a renewable energy source and in many cases exerts a very small carbon footprint. It can be produced by anaerobic digestion with anaerobic bacteria, which digest material inside a closed system, or fermentation of biodegradable materials. Note: Firewood, cow dung, leaves, straw, thatches are considered as solid fuel.
107 a	Does your household use anything else for cooking?	Select "yes' or 'No" from the option
108 Other fuels for cooking	If yes, what else do you use? (circle all others used)	Select the option provided in the tablet-PC. (In this you can select all other options used for cooking.)
109 Cooking location	Where is cooking usually performed?	Select the option provided in the tablet-PC. If the cooking is performed outside"3" then it will skip to QN 111.
110 Separate kitchen	Do you have a separate room which is used as a kitchen?	Select "Yes" or "No" in the tablet-PC
111 Source of light	At night, what do you mainly use to light your household? (select one only)	Select the option provided in the tablet-PC. select one only

QN	Questions	Instruction
112 Water heating	What does your household mainly use for heating water for bathing when needed? (Select one only).	Select the option provided in the tablet-PC. If option "4" is selected it will skip to QN 113. If other options are selected then it will skip to QN 114
113 Gas geyser location	Is the gas geyser located inside the bathroom? (enumerator to observe)	Select "Yes" or "No" in the tablet-PC Enumerator should observe before selecting the option.
114 Home heating methods	What does your household mainly use for space heating when needed? (select one only). Space heating is a method to warm up rooms of a house	Select the option provided in the tablet-PC. Select one only. If the response is No heating "1" then it will skip to A2_S1.
115 Space heater	Tell me about the space heater. Is it: (Refer to QN 114 to complete this question)	This question refers to QN 114. Ask what type of space heating is used by the household.
115a	Traditional/open fire or manufactured?	Traditional space heating are usually open fire by using solid fuels such as wood, sticks. Example: Furnaces (Bhatti), or could be open fire cookstove used for cooking. Manufactured are the ones that are designed commercially such as briquette
115b	With a chimney, flue or vent?	An outlet built in (usually a metal pipe, bricks/stones from where the smoke goes out from the home. (धूवां जाने ढूङ्गो/धुआँकश/धुआँदान)
115c	With a fan?	Fan here refers to a small battery or low voltage operated fan to help the fire burn easily to prevent much smoke.
A2_S1 Burn first aid	What is the best first aid for someone who has just been burned by heat or fire?	Write down the answers the respondent give in a free.

QN	Questions	Instruction
----	-----------	-------------

A3. Injury-related deaths

“People can be injured or poisoned by accident or on purpose. They may have hurt themselves or others may have caused them to be hurt. These next questions are about injuries that have happened to people living in your house.” (Note to interviewer: Please explain again what is meant by the word “injury”).

An injury is any physical damage or wound, such as a laceration/bleeding, bruise, burn, fracture, internal injury, poisoning or loss of consciousness due to a blow to the head or neck, suffocation/strangulation. Injuries can result from a falling building, traffic accident, fall, fire, scald, electrocution, poisoning, drowning, gun shot, blunt object, sharp instrument such as a knife or an animal bite, chemicals or acid on the skin, or toxic fumes.)

QN	Questions	Instruction
116 Injury deaths	Has anyone who normally lived in this household died from an injury in the last 5 years?	Select an option provided in the Tablet P.C. This question wants to ask about the death from an injury in the last five year.
117 Number of injury deaths	Could you please tell me how many members of your household died from an injury in the last 5 years?	Enter the number of household member died from an injury in the last 5 year.
Ask the following questions for each member that has died from an injury in the last 5 years.		
118 Nature of injury causing death	What caused the injury that they die from?	If select ‘others’, enter the responses by swiping right
118 a Earthquake	Did the death happen as a result of the earthquakes in April-May 2015?	Ask if the injury that a person died from is a direct result of earthquake. Such as a person could be injured in earthquake.
119 Intent	How did the injury happen?	Ask whether the injury was unintentional or intentional. If the injury was direct result of the earthquake, it is unintentional (it's understandable, don't need to ask in these situations).
120 Age at death	How old was the injured person when he/she was hurt?	Record age in complete years; years and months if the person is 5 years or under.
121 Place of death	Where did the injured person die? Multiple answers possible (e.g. 1 and 3).	Select an appropriate option provided in the tablet.

QN	Questions	Instruction
122 Time of death	How long after the injury occurred did the injured person die?	Select an appropriate option provided in the tablet.
A4: Household schedule and injury screening		
123. These next questions are about injuries in the people now living in your household. <i>(Note to interviewer: If necessary, explain again what is meant by the word "injury" if necessary and list some examples).</i>		
123_c	Fill the details of each members of household as per the roster	
123_c_1)	Name	Type the full name of the member.
123_c_2)	Relationship with Respondent	Type the relation of respondent with that member.
123_c_3)	Age (years)	Type the complete age of that member [Years and months if <5 years]
123_c_4)	Sex	Select the sex of that member
123_c_5)	Was s/he injured during the Baisakh Earthquake or any time after earth quake (25th April)	Select 'Yes', or "No" from the options provided in the tablet.
123_c_7)	Does the person suffer a disability as the result of an injury up to five years ago?	Enter the code "1" for Yes, "2" for No and "98" for Don't Know. If 'No' or 'don't know', skip to next household member

SECTION B: INJURY MODULE Complete Section B for each separate injury event in columns 5 and 7.

Objectives:

- To explore the cause of injuries; in particular, burn injuries
- To explore risk factors for injuries; in particular, burn injuries
- To explore treatment and impact of injuries; in particular, burn injuries

Respondents:

3. Injury victim (if present at time of interview, current age ≥ 18 years and is able to understand and/or respond to the questions)
4. Another knowledgeable HH member (proxy) if victim < 18 years, is not present, or is unable to understand and/or respond to the questions

QN	Questions	Instruction
Check 1	Ensure whether the injured person is recorded as injured in HH roster, column 5. Copy	Name of the injured household member will auto appear in tablet.

QN	Questions	Instruction
	household serial number from HH roster.	
Check 2 Nature (WHO 1.2.5)	<p>Nature of physical injury</p> <p>Note: A person could have multiple event of injury in his/her lifetime. From those events, select/ask only one injury event that have been the most severe.</p> <p>Probe the respondent which injury event have been the most severe one in terms of its consequences (but don't get confused with the death as a consequence).</p>	<p>Select an option provided in the tablet-PC.</p> <p>Select the types of injuries from the most severe injury event.</p>
Check 3	Respondent	<p>Select an option provided in the tablet-PC.</p> <p>If selected 'proxy', write the relation of the injured person (victim) to the respondent.</p>
B1. INJURY EVENT		
201 Age (WHO 1.1.2)	How old was the injured person when he/she was hurt?	(Record age in complete years; record both years and months if the person is 5 years or under)
202 Sex (WHO 1.1.3)	Is the injured person male or female?	Select the sex of the injured person
203 Occupation (WHO 1.1.5)	What is the injured person's current occupation?	Select person's current occupation of the injured person
204 Date of injury	On what date did the injury occur?	Enter the date of injury occur.
205 Time of injury	At what time did the injury occur?	Write the time of injury occur.
206 Place (Adapted from WHO 1.2.1)	Where was/ were the injured person/ you when the injury occurred?	<p>Select the place where the injury occurred.</p> <p>If there are others than mentioned then specify it.</p>

QN	Questions	Instruction
207 Activity (Adapted from WHO 1.2.2)	What was/ were the injured person/ you doing when he/she/you were hurt?	Select an option provided in the tablet-PC.
208 Mechanism (WHO 1.2.3)	How was/were the injured person/ you hurt?	Select an option provided in the tablet-PC.
208a Earthquake	Did the injury happen as a result of the earthquakes in April-May 2015?	Select an option provided in the tablet-PC.
209 Intent (WHO 1.2.4)	How did the injury happen? Was it an accident, did someone do this to the injured person/you, or did the injured person/you do this to himself/herself/yourself?	Select an option provided in the tablet-PC.
210 Use of alcohol (WHO 1.2.6)	In the 6 hours before the injured person/you was/were hurt, did he/she/you have any alcohol to drink (even one drink)?	Select an option provided in the tablet-PC. Use precautions while asking to children under 18 years of age.
B2. BURN INJURY EVENT (If Check 2 = 06 (Burn) IN SECTION B, proceed with 211 , or else go to Q224		
211 Activity-burn injury	What was the main event or activity contributing to the burn injury?	Select an option provided in the tablet-PC. If the contributing activity is "1" and "2" then it will skip to QN 212, if it is "3" then it will skip to QN 213, if it is "4,5,6,7,8,9,10" then it will skip to 214.
212 Stove height	At what height was the fire or stove located? Use 0.9m stick to help judge height	Use the 0.9 metre stick to measure the height of the fire or stove.
213 Repair object	What was being repaired? (Only if the burn injury happened while repairing electrical equipment.)	Ask and if needed probe what specific parts of an equipment was being repaired when the burn injury occurred.

QN	Questions	Instruction
214 Accidental movement	Was an accidental movement involved in causing the burn (e.g. fall, spill, clothing or hair catching fire, getting too close to fire or hot object)?	Select an option provided in the Tablet PC.
215 Equipment problem	Did an equipment problem contribute to the burn (e.g. gas leak, kerosene stove explosion, uncontrolled flames)?	Select an option provided in the Tablet PC. If "Yes" then specify it.
216 Unsafe activity	Was a person doing something unsafe/risky when the burn happened (e.g. electrical repairs, mishandling a pressure cooker, refueling stove while stove alight, and mixing water in hot oil to check hotness of oil)?	Select an option provided in the Tablet PC. If "Yes" then specify it.
217 Ignition of clothing	Did the person's clothing catch fire?	Select an option provided in the Tablet PC.
218 Medical pre-disposition	Did a medical reason contribute to the burn injury happening?	Select an option provided in the Tablet PC. If the contributing reason of burn injury is medical reason then it will move to the next question, otherwise it will skip to QN 220.
219 Medical reason	What was the medical reason that contributed to the burn injury happening?	Select an option provided in the Tablet PC.
220 Location in home	Only for the burn injuries that happened in the home (refer to Q206) If the burn happened at home, in which part of the house did the burn injury occur?	This question is asked only for the burn injuries that happened in the home (refer to Q206) Select an option provided in the Tablet PC.
221 Workplace activity	Only for the burn injuries that happened in a workplace (refer to Q207). Includes cottage industries in the home.	This question is asked only for the burn injuries that happened in a workplace (refer to Q207). Includes

QN	Questions	Instruction
	If the burn injury happened at a workplace, what was the main type of activity at the workplace?	cottage industries in the home. Select an option provided in the Tablet PC.
222 Primary cause of burn	What was the main cause of the burn?	Select an option provided in the Tablet PC. If the response is "2,3,4,5,6 and 7" then it will skip to QN 224. If the cause is chemical burn "8" then it will skip to QN 222_a.
222_a	If the burn was caused by chemical, where was chemical stored?	Enter the response. It will skip to QN 224 if "Don't know".
223 Fuel source- flame burn	If the burn was caused by flames /fire, what was the source of fuel?	Select an option provided in the Tablet PC.
B3. INJURY TREATMENT		
224 First aid at scene (WHO 1.15.1)	Did anyone try to help the injured person/you by giving first aid?	Select an option provided in the Tablet PC. If response is other than "Yes" then it will to QN 226.
225 Person who provided first aid (WHO 1.15.2)	Who gave first aid to the injured person/you? Multiple answers possible.	Select an option provided in the Tablet PC. More than one response can be selected in this question.
226 Seeking medical care (WHO 1.4.1)	After he/she/you was injured, was medical attention/treatment sought outside of the household (e.g. at a health facility, hospital, clinic)?	Select an option provided in the Tablet PC. If response is other than "Yes" then it will to QN 232.
227 Transport to health facility (Adapted from WHO 1.15.3)	How did the injured person/you get to the health facility for treatment of his/her injuries?	Select an option provided in the Tablet PC. If others then specify.
228 Transport time (WHO 1.15.4)	How long did it take for the injured person/you to get to the health facility?	Select an option provided in the Tablet PC.

QN	Questions	Instruction
229 Place of medical care (Adapted from WHO 1.4.2)	Where did the injured person/you first go for medical treatment for his/her injury?	Select an option provided in the Tablet PC.
230 Admission to hospital/ health facility (WHO 1.4.3)	Was/were the injured person/you admitted to a hospital ward or health facility for treatment of his/her/your injury?	Select an option provided in the Tablet PC. If response is other than "Yes" then it will to QN 232.
231 Length of hospital stay (WHO 1.4.4)	How many days did the injured person/you stay in the hospital for treatment of his/her injury?	Enter the month and days in number. If don't know then enter 98.
B4. BURN INJURY TREATMENT (If Check 2 = 06 (Burn), or else go to Q237)		
232	Was cool, running water applied to the burned area for first aid?	Select an option provided in the Tablet PC. If response is other than "Yes" then it will to QN 234.
233	If cool, running water was applied to the burned area, for how long was this carried out (minutes)?	Enter the time carried out in minutes (not in hours) If don't know then enter 98.
234	Was another home-based treatment used as first-aid?	Select an option provided in the Tablet PC. If "Yes" then specify.
235	Refer to Q229 if any sort of care was sought Did a relative or friend accompany the person with the burn injury/you to the health facility?	Select an option provided in the Tablet PC. Refer to Q229 if any sort of care was sought
236	Refer to Q230 if the injured person was admitted in the hospital	Select an option provided in the Tablet PC. Refer to Q230 if the injured person was admitted in the hospital

QN	Questions	Instruction
	If the person with the burn injury /you was admitted to hospital did they have any operations?	
B5. IMPACT OF INJURY – IMPAIRMENT AND DISABILITY		
237 Effect on usual activities (WHO 1.5.1)	As a result of the injury, did the injured person/you suffer any impairment that prevented him/her from performing his/her usual activities (e.g. going to work or school, doing housework, playing etc.) for one or more days?	Select an option provided in the Tablet PC.
238 Return to normal activity (WHO 1.5.2)	Since the injury occurred, has/have the injured person/you been able to return to his/her normal activities?	Select an option provided in the Tablet PC. If “Fully” return to normal activities then it will skip to QN 238a and “only partially” return to normal activities then it will skip to QN 238b.
238a	If yes,fully then after how long?	Enter the month and days.
238b	If yes,but only partially then after how long?	Enter the month and days.
239 Physical disability (WHO 1.3.1)	<i>If the injury happened more than 6 months ago</i> Did the injured person/you suffer a physical disability as a result of being injured?	Select an option provided in the Tablet PC. If response is other than “Yes” then it will to QN 241.
240 Nature of disability (Adapted from WHO 1.3.2)	In what ways was the injured person/you physically disabled? <i>Multiple answers possible.</i>	Select an option provided in the Tablet PC.
B6. ECONOMIC IMPACT OF INJURY		
241 Loss of employment (WHO 1.5.3)	Did the injured person/you lose his/her job as a result of being injured?	Select an option provided in the Tablet PC.
242 Loss of job - household member)	Did anyone in the household lose days of work or school to	Select an option provided in the Tablet PC.

QN	Questions	Instruction
(Adapted from WHO 1.16.3)	take care of the injured person/you?	If "Yes" then it will skip to QN 242a.
242a	If yes, then specify	Enter the month and days.
243 Decline of household income (WHO 1.16.1)	Did the usual household income (money coming in, not expenditures) decline as a result of the injury event?	Select an option provided in the Tablet PC.
244 Decline in food consumption (WHO 1.16.2)	Did the usual household food consumption decline as a result of the injury event?	Select an option provided in the Tablet PC.
245 Loans to pay for medical treatment (WHO 1.16.4)	Did the household have to borrow money to take care of the injured person/you?	Select an option provided in the Tablet PC.
246	Did the household have to depend on charity to take care of the injured person/you?	Select an option provided in the Tablet PC.
247 Selling possessions (WHO 1.16.5)	Did the household have to sell anything to pay for medical treatment for your/ the injured person or make up for loss of income?	Select an option provided in the Tablet PC.
Give thanks to the respondent for their valuable time and information.		

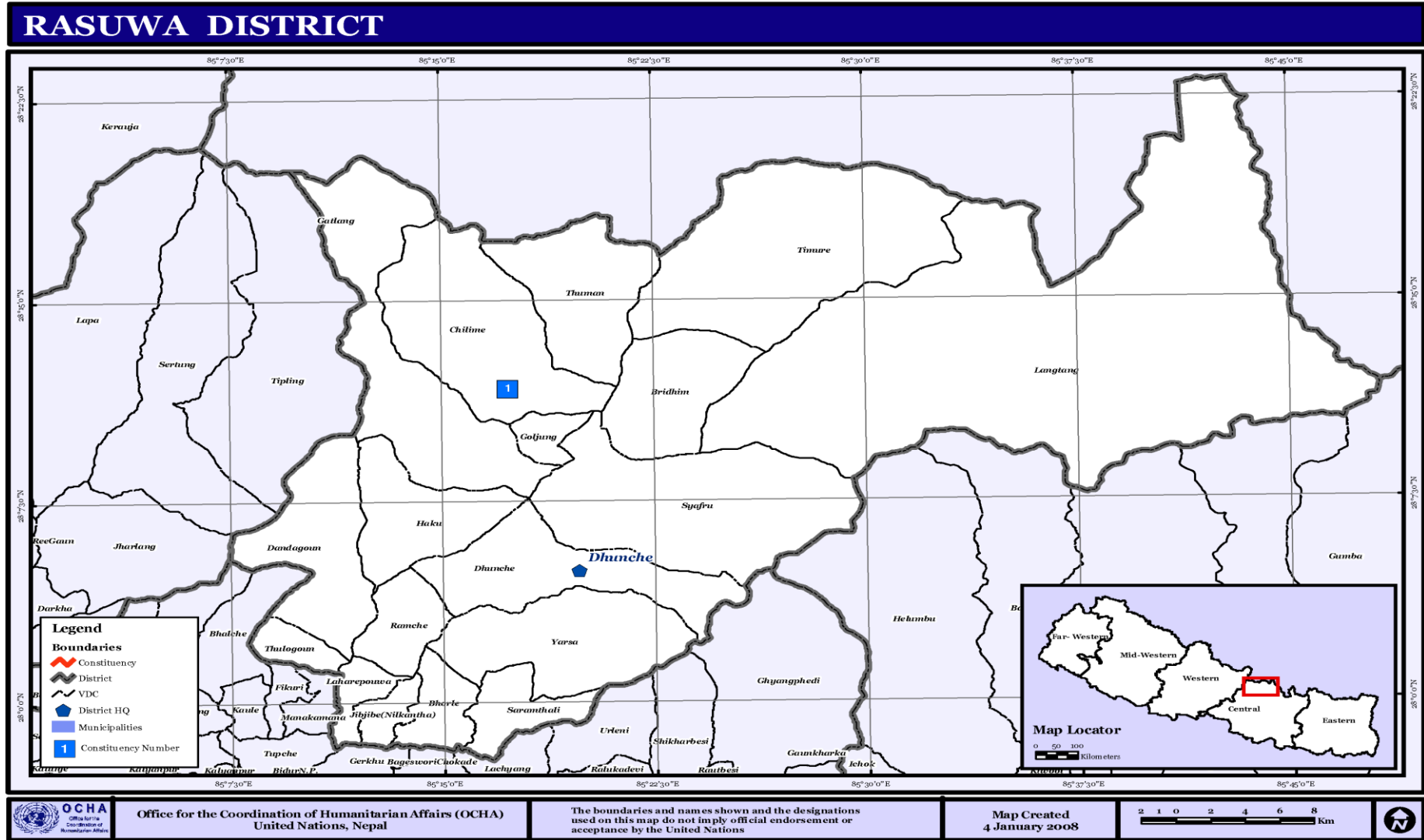
Annex

Annex 1: Contact List

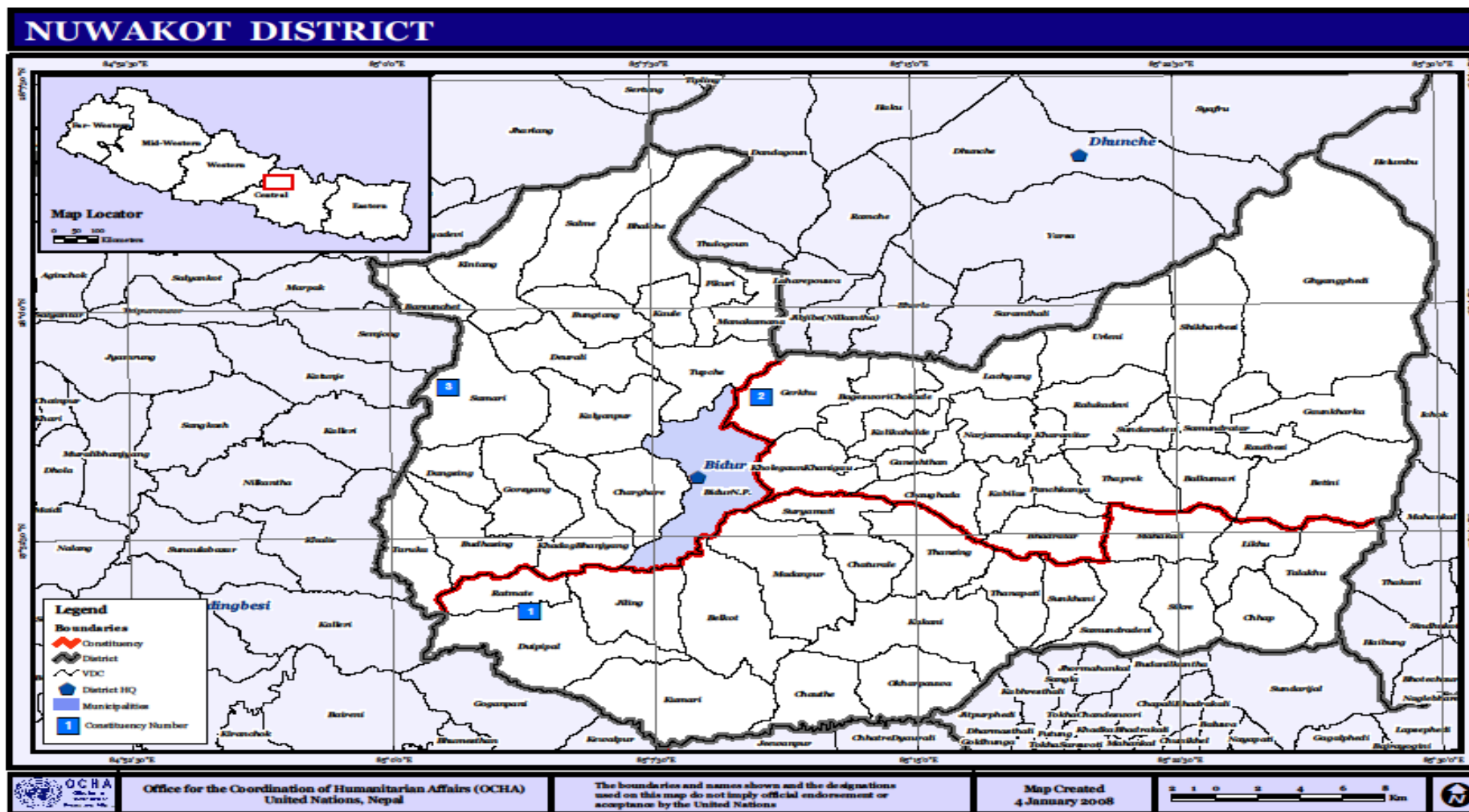
SN	Person	Contact number
	HERD International office	01-4238045, 01-4102072
	Operational Team	
1	Ramesh Pathak	9801033253, 9841835229
2	Homnath Subedi	9851092214
	Technical Team	
1	Uden Maharjan	9841700845
2	Sangeeta Khimbanjar	9741311020
3	Subash Gajurel	9841359433
	Communication and Desk Monitoring	
1	Sangeeta Khimbanjar	9741311020
2	Puja KC	9841094077

Annex 2: Map of the districts

Map of Rasuwa



Map of nuwakot



Annex: 3 Ethnicity code

जात/जाती समूह (Caste/Ethnicity Group)

कोड	समूह	जात/जाती
१	पहाड	१. विश्वकर्मा (कामी, सुनार, ओड, चुनौरा, पार्की, टमटा), २. परियार (दमाई, दर्जी, सुचिकार, नगर्ची, ढोली, हुड्रके), ३. सार्की (मिजार, चर्मकार, भूल), ४. गन्धर्व (गाईने), ५. वादी
	तराई	६. कलर, ७. ककैहिया, ८. कोरी, ९. खटिक, १०. खत्वे (मण्डल, खड्ग), ११. चमार (राम, मोची, हरिजन, रविदास), १२. चिडिमार, १३. डोम (मरिक), १४. तल्मा (तौली, दासा), १५. दुसाध (पासवान, हजरा), १६. धोवी (रजक) हिन्दु, १७. पत्थरकहा, १८. पासो, १९. बाँतर, २०. मुसहर, २१. मेस्तर (हलखोर), २२. सरभङ्ग (सरवरिया) २३. सोनार, २४. लोहार, २५. गटुवा
२	पहाड	१. शेर्पा, २. भोटे, ३. थकाली, ४. ज्याँसी, ५. वालुङ, ६. छैरोत्तन, ७. डोल्पो, ८. ताङ्गे, ९. तिनगाँउले थकाली, १०. तोप्लेगला, ११. वाङ्गगाँउले थकाली, १२. माफोली थकाली, १३. मुगाली, १४. ल्होपा, १५. ल्होमी (शिङसावा), १६. सियार (चुम्बा), १७. थुदाम, १८. मगर, १९. तामाङ, २०. नेवार, २१. राई, २२. गुरुङ्ग, २३. लिम्बु, २४. भुजेल, २५. सुनुवार, २६. चोपाङ्ग, २७. थामी, २८. याछ्खा, २९. पहरी, ३०. छन्त्याल, ३१. जिरेल, ३२. दुरा, ३३. लेप्चा, ३४. हायू, ३५. हयोल्मो, ३६. कुशवाडिया, ३७. कुथुण्डा, ३८. फि, ३९. वनकरिया, ४०. बारामो, ४१. लार्के, ४२. सुरेल, ४३. कमाल, ४४. माझी, ४५. दनुवार, ४६. दराई, ४७. बोटे, ४८. राजी, ४९. राउटे
	तराई	५०. थारु, ५१. धानुक, ५२. राजबंशी (कोच), ५३. सतार (सन्थाल), ५४. झोंगड, ५५. गनगाई, ५६. धिमाल, ५७. ताजपुरिया, ५८. मेचे (बोडो), ५९. किसान
३	मधेशी	१. यादव, २. तेली, ३. कलवार, ४. सुढी, ५. कोइरी, ६. कुमी, ७. कानु, ८. हलुवाई, ९. हजाम/ठाकुर, १०. बडही, ११. राजभर, १२. केवट, १३. मल्लाह, १४. नुनिया, १५. कुम्हार, १६. कहर, १७. लोध, १८. विड/बिण्डा, १९. गडेरी/भेडीहवार, २०. माली, २१. कामर, २२. धुनिया, २३. वराय, २४. मुण्डा, २५. बडाई, २६. पञ्जावी, २७. बंगाली, २८. मारवाडी, २९. नुराड, ३०. कायस्थ, ३१. राजपूत, ३२. जैन, ३३. ब्राम्हण (तराई), ३४. बानिया, ३५. अमात, ३६. कथवानीया, ३७. राजधोव, ३८. कुरवाहा
४	मुस्लिम	१. मुस्लिम, २. चुराँटे
५	ब्राम्हण/क्षेत्री	१. ब्राम्हण (पहाड), २. क्षेत्री (पहाड)
६	अन्य	१. ठकुरी, २. सन्यासी/दशनामी

Code	Group	Caste/Ethnicity
1	Hill	1. Biswokarma (Kami, Sunar, Od, Chunara, Parki, Tamata), 2. Pariyar (Damal, Darjee, Suchikar, Nagarchi, Hudrake), 3. Sarki (Mijar, Charmakar, Bhul), 4. Gandharwa (Gaine), 5. Badi
	Terai	6. Kalar, 7. Kakaihiya, 8. Kori, 9. Khatik, 10. Khatwe (Mandal, Khadga), 11. Chamar (Ram, Mochi, Harijan, Rabidas), 12. Chidimar, 13. Dom (Marik), 14. Tatma (Tati, Das), 15. Dushad (Paswan, Hajara), 16. Dhobi (Rajak) Hindu, 17. Pattharkatta, 18. Pasi, 19. Batar, 20. Mushahar, 21. Mestar (Haikhor), 22. Sarbhanga (Sarbariya) 23. Sonar, 24. Lohar, 25. Natuwa
2	Hill	1. Sherpa, 2. Bhote (Bhutia), 3. Thakali, 4. Byansi, 5. Wallung, 6. Chhairotan, 7. Dolpo, 8. Tangbe, 9. Tin Gaule Thakali, 10. Topkegola (Dhokpya) 11. Bara Gaunle Thakali, 12. Marphali Thakali, 13. Mugali, 14. Lhopa, 15. Lhomi (Shingsawa), 16. Siyar (Chumba), 17. Thudam, 18. Magar, 19. Tamang, 20. Newar 21. Rai, 22. Gurung, 23. Limbu 24. Bhujel, 25. Sunuwar, 26. Chepang, 27. Thami, 28. Yakkha, 29. Pahari, 30. Chhantyal, 31. Jirel, 32. Dura, 33. Lepcha, 34. Hayu, 35. Yehimo, 36. Kushbadia, 37. Kusunda, 38. Phree (Free), 39. Bankaria, 40. Baramo/ Baramu, 41. Larke, 42. Surel, 43. Kumal, 44. Majhi, 45. Danuwar, 46. Darai, 47. Bote, 48. Raji, 49. Raute
	Terai	50. Tharu, 51. Dhanuk (Rajbanshi), 52. Rajbansi (Koch), 53. Satar/Santhal, 54. Jhagar/Jhangar, 55. Gangai, 56. Dhimal, 57. Tajpuriya, 58. Meche (Bodo), 59. Kisan
3	Madhesi	1. Yadav, 2. Teli, 3. Kalwar, 4. Sudhi, 5. Koiri, 6. Kurmi, 7. Kanu, 8. Haluwal, 9. Hajam/Thakur, 10. Badhae, 11. Rajbhar, 12. Kewat, 13. Mallah, 14. Nuniya, 15. Kumhar, 16. Kahar, 17. Lodha, 18. Binna (Bing/Binda), 19. Gaderi/Bhediyar, 20. Mali, 21. Kamar, 22. Dhunia, 23. Barae, 24. Munda, 25. Badai, 26. Panjabi, 27. Bangali, 28. Marwadi, 29. Nurang, 30. Kayastha, 31. Rajput, 32. Jaine, 33. Brahman (Terai) 34. Baniya, 35. Amat, 36. Kathawaniya, 37. Rajdhob, 38. Kushbaha, 39.
4	Muslim	1. Muslim, 2. Churaute
5	Brahman/Chhetri	1. Brahman (Hill), 2. Chhetri (Hill)
6	Others	1. Thakuri, 2. Sanyasi/Dasnam

F. Flip Chart on Burn and Injury

(Attached Separately due to large file size)